




Commonwealth of Virginia
CHILD SUPPORT GUIDELINES REVIEW PANEL

The Honorable A. Ellen White, Chair

December 16, 2013

TO: The Honorable Robert P. McDonnell,
Governor
and
Members of the Virginia General Assembly

FROM: The Honorable A. Ellen White 
Chair, Child Support Guidelines Review Panel

SUBJECT: Transmittal of Panel Report for 2013

The *Code of Virginia*, at §§ 20-108.1 and 20-108.2, sets forth the Commonwealth's guidelines for the determination of child support. In accordance with § 20-108.2(H), I respectfully submit the Child Support Guidelines Review Panel's report on its analysis of Virginia's guidelines during the 2009-2013 quadrennium.

Whether appointed by the Governor or the General Assembly, the fifteen Panel members are grateful for the opportunity to serve the Commonwealth on a subject so vital to so many of our citizens.

cc: The Honorable Terence Richard "Terry" McAuliffe, Governor-Elect
The Honorable William A. Hazel, Jr., M.D., Secretary of Health and Human Resources

Mailing Address: 4504 Starkey Rd., S.W. Suite 103
Roanoke, VA 24018-8518
540-776-2779
vaguidelines@dss.virginia.gov

**REPORT TO THE
GOVERNOR
AND
GENERAL ASSEMBLY OF VIRGINIA**



**REVIEW OF VIRGINIA'S
CHILD SUPPORT GUIDELINES**

Va. Code Ann. §§ 20-108.1 and 20-108.2

Virginia Child Support Guidelines Review Panel

The Honorable A. Ellen White, Chair

December 2013

Table of Contents

Executive Summary	ii
Brief History of Virginia’s Guidelines.....	1
Federal Requirements for Child Support Guidelines.....	1
Statutory Mandate of the Panel.....	1
Panel Membership.....	2
Meetings	3
Communications	3
Child Support Models	5
Policy Issues Considered.....	6
Current Economic Research and Data	6
Key Changes in the Proposed Schedule from the Existing Schedule	7
Changes in Obligations Between the Existing Schedule and Proposed Schedule.....	8
Decisions Made by the Panel.....	10
Legislative Recommendations.....	10
Conclusion	10

EXECUTIVE SUMMARY

- Virginia’s child support guidelines, set out at §§ 20-108.1 and 20-108.2 of the Code of Virginia, were enacted in 1988 in response to federal law. 42 U.S.C. § 667 requires states to establish guidelines for child support obligation amounts by law or by judicial or administrative actions. Guidelines must be reviewed at least once every four years “to ensure that their application results in the determination of appropriate child support award amounts.”
- Virginia is one of only eight states never to have updated and revised its original guideline schedule.
- The original obligation amounts used in the guideline schedule were based on economic data from the early 1970s; therefore, the existing guidelines do not reflect the current cost of raising children.
- Federal law and Virginia law require the child support guidelines be reviewed every four years. 45 C.F.R. § 302.56 requires states to adopt child support guidelines that must:
 - (1) Take into consideration all earnings and income of the noncustodial parent;
 - (2) Be based on specific descriptive and numeric criteria and result in a computation of the support obligation; and
 - (3) Address how the parents will provide for the child(ren)'s health care needs through health insurance coverage and/or through cash medical support.
- Va. Code § 20-108.2(H) requires that the Child Support Guidelines Review Panel “determine the adequacy of the guideline for the determination of appropriate awards for the support of children by considering current research and data on the cost of and expenditures necessary for rearing children, and any other resources it deems relevant to such review.”
- Pursuant to § 20-108.2(H), Panel membership includes representation of various entities affected by the child support guidelines. These groups include Virginia’s General Assembly, the courts, the Department of Social Services, the bar, custodial and noncustodial parents, and a child advocate.
- The Panel voted to: retain the Income Shares model; utilize Betson-Rothbarth economic data; approve the proposed schedule known as Schedule E without medical expenses as the recommended Schedule of Monthly Basic Child Support Obligations for § 20-108.2; remove \$250 per child per year in unreimbursed medical expenses from § 20-108.2(D) and add new statutory language regarding the presumptive statutory minimum to § 20-108.2(B).

- The new schedule provides modest increases, with greater increases at the very low and very high income levels. These changes are necessary and appropriate to reflect current economic data on the cost of raising children.
- The Panel recommends the General Assembly amend § 20-108.2 to:
 - (1) Adopt the proposed new schedule as approved by the Panel; and
 - (2) Remove \$ 250 per child per year in unreimbursed medical expenses from § 20-108.2(D); and,
 - (3) Add new language addressing the presumptive minimum to § 20-108.2(B).

Virginia Child Support Guidelines Review Panel
Report to the Governor and General Assembly
December 2013

Brief History of Virginia's Guidelines

Virginia's child support guidelines, set out at §§ 20-108.1 and 20-108.2 of the Code of Virginia, were enacted in 1988 in response to federal requirements. The schedule of obligations is located in § 20-108.2, along with narrative sections addressing minimum obligations, the definition of income, specific treatment for sole, split and shared custody obligations, health care coverage and child care costs. Section 20-108.1 addresses numerous deviation factors which permit obligations to be set at amounts other than those presumed to be the correct amount based on the guidelines schedule. Fourteen factors exist which permit a deviation in the obligation amount upon a finding that the presumptive amount would be unjust or inappropriate in a particular case, based on relevant evidence pertaining to the deviation factors.

Although there have been several changes to the narrative portion of the guidelines statutes since their original enactment, Virginia has never updated the actual table of obligation amounts titled Schedule of Monthly Basic Child Support Obligations found at Va. Code § 20-108.2(B). Virginia is one of only eight states never to have updated and revised its original guideline schedule. The original obligation amounts used in the guideline schedule were based on economic data from the early 1970s; therefore, the existing guidelines do not reflect the current cost of raising children.

Federal Requirements for Child Support Guidelines

Federal law at 45 C.F.R. § 302.56 requires states to adopt child support guidelines that:

- (1) Take into consideration all earnings and income of the noncustodial parent;
- (2) Are based on specific descriptive and numeric criteria and result in a computation of the support obligation; and,
- (3) Address how the parents will provide for the child(ren)'s health care needs through health insurance coverage and/or through cash medical support.

Statutory Mandate of the Panel

Federal law and Virginia law require the child support guidelines be reviewed every four years. The federal law, found at 45 C.F.R. § 302.56(e) and (h), states:

(e) The State must review, and revise, if appropriate, the guidelines established under paragraph (a) of this section at least once every four years to ensure that their application results in the determination of appropriate child support award amounts.

(h) As part of the review of a State's guidelines required under paragraph (e) of this section, a State must consider economic data on the cost of raising children and analyze case data, gathered through sampling or other methods, on the application of, and deviations from, the guidelines. The analysis of the data must be used in the State's review of the guidelines to ensure that deviations from the guidelines are limited.

Virginia law at § 20-108.2(H) requires that the Child Support Guidelines Review Panel “determine the adequacy of the guideline for the determination of appropriate awards for the support of children by considering current research and data on the cost of and expenditures necessary for rearing children, and any other resources it deems relevant to such review.”

Panel Membership

Pursuant to § 20-108.2(H), Panel membership includes representation of various entities affected by the child support guidelines. These groups include Virginia’s General Assembly, the courts, the Department of Social Services, the bar, custodial and noncustodial parents, and a child advocate. Four Panel members representing the General Assembly (three from the House and one from the Senate) were appointed respectively by the Speaker of the House of Delegates and the Chair of Senate Committee on Rules. The remaining eleven citizen members are appointed by Governor McDonnell, upon the recommendation of the Secretary of Health and Human Resources. The Panel composition changed during the course of the quadrennium. Members currently serving at the time of the submission of this report are indicated by an asterisk.

J&DR Court Judge	The Honorable A. Ellen White (Chair)*
Senate Representatives	Senator Frederick M. Quayle Senator Richard H. Stuart*
House Representatives	Delegate William K. Barlow Delegate G. Manoli Loupassi* Delegate Ronald A. Villanueva* Delegate Vivian E. Watts*
Circuit Court Judge	The Honorable Wilford Taylor, Jr.*

Virginia State Bar

Heather A. Cooper, Esq.*
Lawrence D. Diehl, Esq.
Carol B. Gravitt, Esq.
Dennis M. Hottell, Esq.
Reeves W. Mahoney, Esq.*
Jennifer D. Oram-Smith, Esq.*

Noncustodial Parents

Brian S. Hawkins
Paul McLean*
Michael W. Woods*

Custodial Parents

Bonnie Akkerman-Crawford
Jennifer Crown
Hilton W. Graham, II*
Karen Sampson*

Child Advocate

Amy Atkinson*

Department of Social Services

Craig M. Burshem*

Meetings

The Panel met nine times between September 2010 and September 2013. All meetings were public, were announced on the Commonwealth Calendar and posted on the General Assembly calendar. Additionally, the Panel held two public hearings, on November 16, 2011, and June 17, 2013, in conjunction with the Panel meetings on those dates. At the first public hearing, nine individuals addressed the Panel and at the second public hearing four individuals spoke.

Communications

The Panel made a conscious effort to reach out to various stakeholders and constituents in new and different ways than during previous review cycles. Up until this cycle, information was shared primarily through meetings and public hearings. This Panel decided it wanted to utilize current technology to reach interested persons in three ways: 1. survey identified stakeholders to obtain their input on issues facing the Panel; 2. set up a website so the activities of the Panel would be transparent and available to all through the internet; and 3. set up an email address to receive and reply to correspondence.

Survey to Stakeholders

The Panel determined at its first meeting in September 2010 that it wanted to seek input from stakeholders in the child support guidelines. A list of stakeholders was developed by the Panel. The stakeholders included the American Academy of Matrimonial Lawyers, Virginia Chapter, the Boyd-Graves conference; the National Center for Family Law at the University of Richmond; the League of Social Services Executives; and the Supreme Court of Virginia. A survey was developed and sent out to stakeholders in August 2011.

There were 289 respondents, which included 164 attorneys and 85 custodial or noncustodial parents. The survey was comprised of 26 multiple choice questions on a variety of child support guidelines issues, including:

- The appropriateness of the existing guidelines
- Requirement for a minimum obligation
- The possibility of no minimum obligation
- Increasing or reducing the \$65 statutory minimum
- Retaining a self-support reserve
- Whether the shared custody multiplier and number of days should remain the same or change
- Whether the guidelines should include guidance for complex cases
- How to handle health care costs when health care was ordered but not provided
- Whether to change the \$250 per child per year requirement for uninsured medical expenses
- The effective date for modifications
- Whether notices in the child support orders should be changed
- Whether the obligation worksheets should be attached to all orders
- If the cost of living of various areas of the state should be considered
- If the ages of children should be considered
- Whether health care costs and child care costs should be handled differently
- Whether the guidelines should factor in visitation expense, private school costs, or extraordinary extracurricular expenses
- Whether most deviations are appropriate
- Whether there should be automatic cost of living increases.

Respondents were asked to indicate whether they strongly agreed, agreed, strongly disagreed, disagreed or were neutral on each issue. Each question also provided an opportunity for comment. In addition, there were four open-ended questions on general thoughts and suggestions about the guidelines. The Panel discussed the results and voted on how it would like to proceed on each issue. Based on its own objectives and the stakeholders' input, the Panel voted to study further 14 of the issues and not pursue the remaining 12 during this review.

Website

During this review cycle for the first time, the Panel established a website at <http://dls.state.va.us/childsupport.htm> and an email address: vaguidelinespanel@dss.virginia.gov to post information and receive email comments from concerned citizens and the public.

The website contains information about the Panel's membership, the Panel's email address, economic research, survey results and analysis and meeting materials. Each meeting is listed separately and contains the agenda, minutes and any materials offered during that meeting. The materials include, but are not limited to, PowerPoint presentations, proposed guidelines schedules, guidelines comparisons with other states, economic data and reports, emails received, written comments of speakers at public hearings, letters from citizens and other related documents.

Email

Over the past three years, the Panel received 110 emails and letters. Sixty-four were about specific Division of Child Support Enforcement (Division) cases and were referred to the Division for response. Forty-six were on general topics related to Virginia's guidelines and issues the writers wanted the Panel to consider during its deliberations. Panel staff replied to correspondence.

Child Support Models

There are three primary models utilized nationally for child support guidelines. In 1988, Virginia adopted the Income Shares model, which is used in the majority of states. Virginia is one of 37 states that use the Income Shares model, while 11 states use the percentage of obligor income model and three states use the Melson formula.

The basic premise of the Income Shares model is that children are entitled to the same level of expenditures they would have received if their parents lived together and combined finances. The economic foundation of the guidelines is a measurement of how much families expend on child rearing. These measurements come from estimates of child-rearing expenditures reported by the Consumer Expenditures Survey. Both parents should share in the financial support of their children and responsibility should be divided in proportion to their incomes. The subsistence needs of both parents should be

considered, but there should be virtually no cases where an obligation is set at \$0. Child support must first cover a child's basic needs, but if either parent has a higher standard of living, the child is entitled to share in that higher standard. Each of a parent's children has the right to a share of that parent's income. Ideally, all child support guidelines should treat children of separated, divorced and never-married parents equally and consider both parents' involvement in raising the child. Additionally, guidelines should not assume the custodial parent is the mother or the father or create an economic disincentive to work or remarry.

Policy Issues Considered

The Panel developed a list of policy issues to consider as part of this review. The list included: the guideline model, alternate calculations, ages of children, self-support reserve, phase-in increase, modifications, automatic guideline updates, location of the guidelines and several miscellaneous topics, including the multiplier and number of days for shared custody cases, complex families, add-ins, visitation, minimum obligation, private school expenses and the cost of extracurricular activities.

After considerable study and discussion, the Panel made the determination to focus its work on two primary issues: the adoption of a new guideline schedule and addressing the provision for \$250 per child per year in uninsured medical expenses. The new guideline schedule adopted by the Panel does not contain a self-support reserve as the current schedule does. Due to the changes at the lowest end of the new schedule, the Panel developed statutory language that would allow courts to set obligations below the statutory minimum provided the evidence supports a lower obligation.

Additionally, the stakeholders' survey overwhelmingly supported removal of the \$250 per child per year in uninsured medical expenses, which would ensure parents are responsible for all medical expenses in the same manner as their child support obligations are assigned, on a *pro rata* allocation, based on each parent's income, beginning with the first dollar of expenses. This change eliminates the need to track the first \$250 per child per year before allocating uninsured medical expenses between parents based on their income shares.

Current Economic Research and Data

The Department of Social Services, which provides staff support to the Panel, contracted with the Center for Policy Research (CPR) in Denver, Colorado, to provide the current economic research and data on the cost of raising children. Since 2007, CPR has provided technical assistance on child support guidelines to 25 states. Jane Venohr, Ph.D., economist and research associate with CPR, is considered a national expert on child support guidelines and other related fields. Prior to her association with CPR, Dr. Venohr

provided technical assistance to 11 additional states. Dr. Venohr presented her research and data from national sources including the Consumer Expenditure Survey and others to the Panel. She appeared before the Panel on three separate occasions to provide background on the economic basis for child support guidelines nationally and in Virginia, to provide several proposed guideline schedules depending on the decisions of the Panel, and to respond to speakers at one of the public hearings and answer any questions the Panel had as to the development of the proposed guidelines and the assumptions involved in that process.

There are numerous methodologies to determine the cost of raising children. Dr. Venohr outlined several sources of this data and discussed the pros and cons of each with the Panel. Dr. Venohr reported that Virginia's guidelines were considered low when compared to other states with similar demographics.

CPR's technical report, attached to this report as Appendix B, contains extensive detail including background information, current estimates of child rearing expenditures, and the updated schedule and its economic basis, including the underlying economic assumptions and steps taken to update the schedule, comparisons of obligations under the existing and new schedules, and the changes in the economic factors underlying the schedule.

Key Changes in the Proposed Schedule from the Existing Schedule

- (1) Virginia's current schedule sets a minimum obligation amount at \$65 for combined incomes up to \$599 per month for one through six children. The new schedule has a statutory minimum at the \$550 income level but the obligation amounts range from \$107 for one child to \$263 for six children.
- (2) The obligation amounts for the two lowest income levels, \$550 and \$600 per month, increase; however, for income levels from \$650 through \$1,700 per month, the obligations decrease slightly, anywhere from less than 1% through 11%.
- (3) Virginia's current schedule ends at \$10,000 combined monthly gross income. The new schedule goes up to \$35,000 combined monthly gross income per month.
- (4) The percentages for the formula applied above \$10,000 in the current schedule are tiered at three income levels: \$10,000 - \$20,000, \$20,000 - \$50,000 and above \$50,000. The three tiers are eliminated in the new schedule and there is one set of percentages to be applied above \$35,000.
- (5) The overall increases and decreases to the schedule based on the number of children and the income range of the parents is summarized in the chart below.

Average Change in Schedule Amounts by Number of Children and Income Range						
Parents' Combined Monthly Gross Income	1 Child	2 Children	3 Children	4 Children	5 Children	6 Children
\$550 - \$5,000	\$43 (8.3%)	\$53 (8.8%)	\$36 (7.6%)	\$37 (9.0%)	\$53 (12.0%)	\$79 (15.7%)
\$5,050 - \$10,000	\$41 (5.1%)	\$8 (0.9%)	-\$87 (-4.8%)	-\$113 (-5.6%)	-\$109 (-4.9%)	-\$81 (-3.3%)
More than \$10,000	\$296 (21.3%)	\$301 (13.6%)	\$123 (4.2%)	\$88 (2.7%)	\$83 (2.3%)	\$124 (3.4%)
All incomes	\$226 (17.2%)	\$226 (11.1%)	\$81 (3.4%)	\$52 (2.3%)	\$51 (2.6%)	\$89 (4.0%)

Changes in Obligations Between the Existing Schedule and Proposed Schedule

It is important to note that the comparison of obligations between the existing schedule and the proposed updated schedule, prepared by CPR and attached to its report, reflects the total combined obligation owed by both parents to support their children. The guideline schedule provides the total obligation for both parents based on their combined income. The comparison table does not reflect either parent's individual obligation, which is divided on a *pro rata* basis determined by each parent's percentage of income to the total. The factual pattern of each individual case dictates the amount of each parent's obligation.

Below is a table setting out eight scenarios considered by the Panel in making its determination as to which proposed updated schedule to adopt. Because, as Dr. Venohr points out in her report, the vast majority of cases include one or two children, the table reflects those obligations.

Guidelines Examples: Comparison of Existing Obligations with Proposed

		Income	Percentage	Obligation	1 Child		2 Children	
					Existing	Proposed	Existing	Proposed
1	Mother on TANF	\$0	0%	Mother's	\$0	\$0	\$0	\$0
	Father Unemployed	\$0	100%	Father's	\$65 min.	\$107	\$65 min.	\$161
	Total Income Available	\$0						
2	Mother on TANF	0	0%	Mother's	\$0	\$0	\$0	\$0
	Father earns minimum wage	\$1,256	100%	Father's	\$232	\$228	\$360	\$347
	Total Income Available	\$1,256						
3	Mother min. wage 30 hrs./wk.	\$942	50%	Mother's	\$163	\$166	\$253	\$252
	Father min. wage 30 hrs./wk.	\$942	50%	Father's	\$163	\$166	\$253	\$252
	Total Income Available	\$1,884						
4	Mother earns minimum wage	\$1,256	50%	Mother's	\$197	\$212	\$305	\$321
	Father earns minimum wage	\$1,256	50%	Father's	\$197	\$212	\$305	\$321
	Total Income Available	\$2,512						
5	Mother \$7.70/hr./30 hrs. wk.	\$1,000	35%	Mother's	\$152	\$169	\$236	\$257
	Father \$10.96/hr./40 hrs. wk.	\$1,900	65%	Father's	\$283	\$314	\$439	\$477
	Total Income Available	\$2,900						
6	Mother	\$3,000	75%	Mother's	\$415	\$484	\$646	\$731
	Father	\$1,000	25%	Father's	\$138	\$161	\$215	\$244
	Total Income Available	\$4,000						
7	Mother	\$4,000	40%	Mother's	\$406	\$422	\$631	\$627
	Father	\$6,000	60%	Father's	\$608	\$632	\$946	\$940
	Total Income Available	\$10,000						
8	Mother	\$10,000	37%	Mother's	\$542	\$692	\$863	\$1,025
	Father	\$17,000	63%	Father's	\$922	\$1,177	\$1,469	\$1,744
	Total Income Available	\$27,000						

Decisions Made by the Panel

The Panel took votes on several key issues affecting the review of the guidelines. The Panel voted to:

- (1) Retain the Income Shares model.
- (2) Utilize the Betson-Rothbarth economic data.
- (3) Approve the new proposed schedule as the recommended Schedule of Monthly Basic Child Support Obligations for § 20-108.2 (attached as Appendix A).
- (4) Remove \$250 per child per year in unreimbursed medical expenses from § 20-108.2(D).
- (5) Add new statutory language regarding the presumptive statutory minimum to § 20-108.2(B) to address low income situations (attached as Appendix C).

Legislative Recommendations

The Panel's recommendations for legislative action are based on its votes recited above. The Panel recommends that the General Assembly enact legislation that will amend § 20-108.2 to:

- (1) Adopt the proposed new schedule as approved by the Panel; and
- (2) Remove \$ 250 per child per year in unreimbursed medical expenses from § 20-108.2(D) ; and
- (3) Add new language addressing the presumptive statutory minimum to § 20-108.2(B).

Conclusion

Virginia's guideline schedule, based on economic data from the early 1970s, has never been updated since originally enacted in 1988. The current research and data on the cost of raising children indicates that Virginia's guidelines need to be updated. The proposed schedule adopted by the Panel will provide child support awards that are "adequate for the determination of appropriate awards for the support of children in Virginia" as required by the Code of Virginia.

Appendices:

- A. Proposed Guideline Schedule, prepared by Jane Venohr, Ph.D., Center for Policy Research.
- B. *Virginia: Technical Documentation of Proposed Child Support Schedule*, Jane Venohr, Ph.D., Center for Policy Research, October 30, 2013.
- C. Proposed statutory language to update § 20-108.2 to include the new child support schedule, to remove \$250 in unreimbursed medical expenses per child per year and to address the new presumptive statutory minimum.

Appendix A: Updated Schedule						
Combined Adjusted Gross Income	One Child	Two Children	Three Children	Four Children	Five Children	Six Children
550	107	162	197	220	242	263
600	116	177	215	240	264	287
650	126	191	232	259	285	310
700	135	206	250	279	307	333
750	145	220	267	298	328	357
800	154	234	284	317	349	379
850	163	248	300	336	369	401
900	171	260	316	353	388	422
950	179	273	331	369	406	442
1000	187	285	346	386	425	462
1050	196	298	361	403	443	482
1100	204	310	375	419	461	501
1150	212	323	390	436	480	521
1200	220	335	405	453	498	541
1250	228	347	420	469	516	561
1300	237	360	435	486	535	581
1350	245	372	450	503	553	601
1400	253	385	465	519	571	621
1450	261	397	480	536	589	641
1500	269	410	495	552	608	661
1550	278	422	509	569	626	680
1600	286	434	524	585	644	700
1650	293	446	538	601	661	718
1700	301	457	552	616	678	737
1750	309	469	566	632	695	756
1800	316	481	579	647	712	774
1850	324	492	593	663	729	792
1900	331	504	607	678	746	811
1950	339	515	621	693	763	829
2000	347	527	635	709	780	848
2050	354	538	648	724	797	866
2100	362	550	662	740	814	884
2150	369	561	676	755	830	903
2200	377	573	690	770	847	921
2250	385	584	703	786	864	940
2300	392	596	717	801	881	958
2350	400	607	731	817	898	976
2400	407	619	745	832	915	995
2450	415	630	759	847	932	1013
2500	423	642	772	863	949	1032
2550	430	653	786	878	966	1050
2600	438	665	800	894	983	1068
2650	445	676	814	909	1000	1087
2700	453	688	828	924	1017	1105

Appendix A: Updated Schedule						
Combined Adjusted Gross Income	One Child	Two Children	Three Children	Four Children	Five Children	Six Children
2750	460	699	841	940	1034	1124
2800	468	711	855	955	1051	1142
2850	476	722	869	971	1068	1160
2900	483	734	883	986	1084	1179
2950	491	745	896	1001	1101	1197
3000	498	757	910	1017	1118	1216
3050	506	768	924	1032	1135	1234
3100	514	780	938	1047	1152	1252
3150	521	791	952	1063	1169	1271
3200	529	803	965	1078	1186	1289
3250	536	814	979	1094	1203	1308
3300	544	826	993	1109	1220	1326
3350	551	837	1006	1123	1236	1343
3400	559	848	1019	1138	1252	1361
3450	566	859	1032	1152	1268	1378
3500	574	870	1045	1167	1283	1395
3550	581	881	1057	1181	1299	1412
3600	588	892	1070	1196	1315	1430
3650	596	903	1083	1210	1331	1447
3700	603	914	1096	1224	1347	1464
3750	611	925	1109	1239	1363	1481
3800	618	936	1122	1253	1379	1499
3850	626	947	1135	1268	1395	1516
3900	632	956	1146	1280	1408	1531
3950	638	966	1157	1293	1422	1546
4000	645	975	1168	1305	1436	1561
4050	651	985	1180	1318	1449	1575
4100	658	994	1191	1330	1463	1590
4150	664	1004	1202	1342	1477	1605
4200	670	1013	1213	1355	1490	1620
4250	677	1023	1224	1367	1504	1635
4300	682	1030	1233	1377	1515	1647
4350	687	1038	1242	1387	1526	1658
4400	693	1046	1251	1397	1537	1670
4450	698	1054	1260	1407	1548	1682
4500	704	1062	1268	1417	1559	1694
4550	709	1069	1277	1427	1569	1706
4600	714	1077	1286	1437	1580	1718
4650	720	1085	1295	1447	1591	1730
4700	725	1093	1304	1457	1602	1742
4750	731	1100	1313	1466	1613	1753
4800	736	1108	1322	1476	1624	1765
4850	741	1116	1331	1486	1635	1777
4900	747	1124	1339	1496	1646	1789

Appendix A: Updated Schedule						
Combined Adjusted Gross Income	One Child	Two Children	Three Children	Four Children	Five Children	Six Children
4950	752	1131	1348	1506	1656	1800
5000	755	1136	1353	1511	1662	1807
5050	759	1141	1358	1516	1668	1813
5100	762	1145	1362	1522	1674	1820
5150	766	1150	1367	1527	1680	1826
5200	769	1155	1372	1533	1686	1833
5250	773	1159	1377	1538	1692	1839
5300	776	1164	1382	1544	1698	1846
5350	780	1169	1387	1549	1704	1852
5400	783	1173	1392	1554	1710	1859
5450	787	1178	1397	1560	1716	1865
5500	790	1183	1401	1565	1722	1872
5550	794	1187	1406	1571	1728	1878
5600	797	1192	1411	1576	1734	1885
5650	800	1196	1416	1582	1740	1891
5700	803	1201	1421	1587	1746	1897
5750	806	1205	1425	1592	1751	1904
5800	809	1209	1430	1598	1757	1910
5850	812	1213	1435	1603	1763	1917
5900	815	1217	1440	1608	1769	1923
5950	818	1221	1444	1613	1775	1929
6000	821	1226	1449	1619	1781	1936
6050	823	1230	1454	1624	1787	1942
6100	826	1234	1459	1629	1792	1948
6150	829	1238	1464	1635	1798	1955
6200	832	1242	1468	1640	1804	1961
6250	835	1246	1473	1645	1810	1967
6300	838	1251	1478	1651	1816	1974
6350	841	1255	1483	1656	1822	1980
6400	844	1259	1487	1661	1827	1986
6450	847	1263	1492	1667	1833	1993
6500	849	1267	1497	1672	1839	1999
6550	852	1271	1502	1677	1845	2005
6600	855	1276	1506	1683	1851	2012
6650	858	1280	1511	1688	1857	2018
6700	861	1285	1517	1694	1864	2026
6750	865	1291	1524	1703	1873	2036
6800	869	1297	1532	1711	1882	2046
6850	873	1303	1539	1719	1891	2056
6900	877	1309	1547	1728	1900	2066
6950	881	1315	1554	1736	1909	2076
7000	885	1321	1561	1744	1919	2085
7050	889	1328	1569	1752	1928	2095
7100	893	1334	1576	1761	1937	2105

Appendix A: Updated Schedule						
Combined Adjusted Gross Income	One Child	Two Children	Three Children	Four Children	Five Children	Six Children
7150	897	1340	1584	1769	1946	2115
7200	901	1346	1591	1777	1955	2125
7250	905	1352	1599	1786	1964	2135
7300	909	1358	1606	1794	1973	2145
7350	913	1364	1613	1802	1982	2155
7400	917	1370	1621	1810	1991	2165
7450	921	1376	1628	1819	2001	2175
7500	925	1382	1636	1827	2010	2185
7550	929	1389	1643	1835	2019	2194
7600	933	1395	1650	1844	2028	2204
7650	937	1401	1658	1852	2037	2214
7700	941	1407	1665	1860	2046	2224
7750	944	1411	1670	1865	2051	2230
7800	946	1413	1672	1867	2054	2233
7850	948	1416	1674	1870	2057	2236
7900	950	1419	1676	1873	2060	2239
7950	953	1421	1679	1875	2063	2242
8000	955	1424	1681	1878	2065	2245
8050	957	1426	1683	1880	2068	2248
8100	959	1429	1685	1883	2071	2251
8150	961	1432	1688	1885	2074	2254
8200	963	1434	1690	1888	2076	2257
8250	965	1436	1692	1890	2079	2260
8300	967	1439	1694	1892	2082	2263
8350	969	1441	1696	1895	2084	2266
8400	971	1444	1699	1897	2087	2269
8450	973	1446	1701	1899	2089	2271
8500	974	1447	1702	1901	2091	2273
8550	975	1449	1704	1903	2093	2276
8600	976	1450	1705	1905	2096	2278
8650	977	1452	1707	1907	2098	2280
8700	978	1453	1709	1909	2100	2282
8750	979	1455	1710	1911	2102	2284
8800	980	1456	1712	1912	2104	2287
8850	981	1457	1714	1914	2106	2289
8900	982	1459	1715	1916	2108	2291
8950	983	1460	1717	1918	2110	2293
9000	984	1462	1719	1920	2112	2295
9050	985	1463	1720	1922	2114	2298
9100	986	1465	1722	1923	2116	2300
9150	987	1466	1724	1925	2118	2302
9200	991	1471	1730	1932	2125	2310
9250	994	1477	1737	1940	2134	2319
9300	998	1483	1743	1947	2142	2328

Appendix A: Updated Schedule						
Combined Adjusted Gross Income	One Child	Two Children	Three Children	Four Children	Five Children	Six Children
9350	1002	1488	1750	1955	2150	2337
9400	1005	1494	1757	1962	2159	2346
9450	1009	1499	1764	1970	2167	2355
9500	1013	1505	1771	1978	2176	2365
9550	1017	1511	1778	1986	2185	2375
9600	1021	1518	1786	1995	2194	2385
9650	1025	1524	1793	2003	2203	2395
9700	1029	1530	1801	2011	2212	2405
9750	1033	1536	1808	2020	2222	2415
9800	1037	1543	1816	2028	2231	2425
9850	1041	1549	1823	2036	2240	2435
9900	1046	1555	1831	2045	2249	2445
9950	1050	1561	1838	2053	2258	2455
10000	1054	1567	1845	2061	2268	2465
10050	1058	1574	1853	2070	2277	2475
10100	1062	1580	1860	2078	2286	2485
10150	1066	1586	1868	2086	2295	2495
10200	1070	1592	1875	2095	2304	2505
10250	1074	1599	1883	2103	2314	2515
10300	1079	1605	1891	2112	2323	2525
10350	1083	1611	1898	2121	2333	2536
10400	1087	1618	1906	2129	2342	2546
10450	1091	1624	1914	2138	2351	2556
10500	1095	1631	1921	2146	2361	2566
10550	1100	1637	1929	2155	2370	2576
10600	1104	1643	1937	2163	2380	2587
10650	1108	1650	1944	2172	2389	2597
10700	1112	1656	1952	2180	2398	2607
10750	1117	1662	1960	2189	2408	2617
10800	1121	1669	1967	2197	2417	2627
10850	1125	1675	1975	2206	2427	2638
10900	1129	1682	1983	2214	2436	2648
10950	1134	1688	1990	2223	2445	2658
11000	1138	1694	1998	2232	2455	2668
11050	1142	1701	2005	2240	2464	2678
11100	1146	1707	2013	2249	2474	2689
11150	1150	1714	2021	2257	2483	2699
11200	1154	1718	2026	2263	2489	2706
11250	1157	1722	2030	2267	2494	2711
11300	1159	1726	2034	2272	2499	2717
11350	1162	1730	2038	2276	2504	2722
11400	1165	1733	2042	2281	2509	2727
11450	1168	1737	2046	2285	2514	2733
11500	1171	1741	2050	2290	2519	2738

Appendix A: Updated Schedule						
Combined Adjusted Gross Income	One Child	Two Children	Three Children	Four Children	Five Children	Six Children
11550	1173	1745	2054	2294	2524	2743
11600	1176	1749	2058	2299	2529	2749
11650	1179	1752	2062	2303	2534	2754
11700	1182	1756	2066	2308	2538	2759
11750	1185	1760	2070	2312	2543	2765
11800	1187	1764	2074	2317	2548	2770
11850	1190	1768	2078	2321	2553	2775
11900	1193	1771	2082	2326	2558	2781
11950	1196	1775	2086	2330	2563	2786
12000	1199	1779	2090	2335	2568	2791
12050	1201	1783	2094	2339	2573	2797
12100	1204	1787	2098	2344	2578	2802
12150	1207	1790	2102	2348	2583	2808
12200	1210	1795	2107	2354	2589	2815
12250	1213	1800	2113	2360	2596	2822
12300	1216	1804	2118	2366	2603	2829
12350	1220	1809	2124	2372	2610	2837
12400	1223	1814	2129	2378	2616	2844
12450	1226	1818	2135	2384	2623	2851
12500	1229	1823	2140	2391	2630	2858
12550	1232	1828	2146	2397	2636	2866
12600	1235	1832	2151	2403	2643	2873
12650	1239	1837	2157	2409	2650	2880
12700	1242	1842	2162	2415	2657	2888
12750	1245	1846	2168	2421	2663	2895
12800	1248	1851	2173	2427	2670	2902
12850	1251	1856	2178	2433	2677	2910
12900	1254	1860	2184	2439	2683	2917
12950	1257	1865	2189	2446	2690	2924
13000	1261	1870	2195	2452	2697	2931
13050	1264	1874	2200	2458	2704	2939
13100	1267	1879	2206	2464	2710	2946
13150	1270	1884	2211	2470	2717	2953
13200	1273	1888	2217	2476	2724	2961
13250	1276	1893	2222	2482	2730	2968
13300	1279	1898	2228	2488	2737	2975
13350	1283	1902	2233	2494	2744	2983
13400	1286	1907	2239	2501	2751	2990
13450	1289	1912	2244	2507	2757	2997
13500	1292	1916	2250	2513	2764	3005
13550	1295	1921	2256	2520	2772	3013
13600	1297	1925	2262	2526	2779	3021
13650	1300	1930	2268	2533	2786	3029
13700	1303	1935	2274	2540	2794	3037

Appendix A: Updated Schedule						
Combined Adjusted Gross Income	One Child	Two Children	Three Children	Four Children	Five Children	Six Children
13750	1306	1939	2280	2546	2801	3045
13800	1308	1944	2286	2553	2808	3053
13850	1311	1948	2292	2560	2816	3061
13900	1314	1953	2298	2566	2823	3069
13950	1317	1957	2304	2573	2830	3077
14000	1320	1962	2310	2580	2838	3085
14050	1322	1967	2316	2586	2845	3093
14100	1325	1971	2322	2593	2852	3101
14150	1328	1976	2328	2600	2860	3109
14200	1331	1980	2333	2607	2867	3117
14250	1334	1985	2339	2613	2875	3125
14300	1336	1990	2345	2620	2882	3133
14350	1339	1994	2351	2627	2889	3141
14400	1342	1999	2357	2633	2897	3149
14450	1345	2003	2363	2640	2904	3157
14500	1347	2008	2369	2647	2911	3164
14550	1350	2013	2375	2653	2919	3172
14600	1353	2017	2381	2660	2926	3180
14650	1356	2022	2387	2667	2933	3188
14700	1359	2026	2393	2673	2941	3196
14750	1361	2031	2399	2680	2948	3204
14800	1364	2036	2405	2686	2955	3212
14850	1368	2040	2410	2692	2961	3219
14900	1371	2045	2415	2698	2967	3226
14950	1375	2050	2420	2703	2974	3232
15000	1378	2055	2425	2709	2980	3239
15050	1382	2059	2430	2714	2986	3246
15100	1385	2064	2435	2720	2992	3252
15150	1389	2069	2440	2726	2998	3259
15200	1392	2074	2445	2731	3004	3266
15250	1396	2078	2450	2737	3010	3272
15300	1400	2083	2455	2742	3017	3279
15350	1403	2088	2460	2748	3023	3286
15400	1407	2093	2465	2754	3029	3292
15450	1410	2098	2470	2759	3035	3299
15500	1414	2102	2475	2765	3041	3306
15550	1417	2107	2480	2770	3047	3312
15600	1421	2112	2485	2776	3053	3319
15650	1424	2117	2490	2781	3060	3326
15700	1428	2121	2495	2787	3066	3333
15750	1431	2126	2500	2793	3072	3339
15800	1435	2131	2505	2798	3078	3346
15850	1438	2136	2510	2804	3084	3353
15900	1442	2140	2515	2809	3090	3359

Appendix A: Updated Schedule						
Combined Adjusted Gross Income	One Child	Two Children	Three Children	Four Children	Five Children	Six Children
15950	1445	2145	2520	2815	3097	3366
16000	1449	2150	2525	2821	3103	3373
16050	1453	2155	2530	2826	3109	3379
16100	1456	2159	2535	2832	3115	3386
16150	1458	2162	2538	2835	3119	3390
16200	1459	2164	2541	2838	3122	3394
16250	1461	2167	2544	2841	3125	3397
16300	1462	2169	2546	2844	3128	3401
16350	1464	2171	2549	2847	3132	3404
16400	1465	2173	2551	2850	3135	3408
16450	1466	2175	2554	2853	3138	3411
16500	1468	2177	2557	2856	3141	3415
16550	1469	2179	2559	2859	3144	3418
16600	1471	2182	2562	2862	3148	3422
16650	1472	2184	2564	2864	3151	3425
16700	1473	2186	2567	2867	3154	3428
16750	1475	2188	2570	2870	3157	3432
16800	1476	2190	2572	2873	3160	3435
16850	1477	2192	2575	2876	3164	3439
16900	1479	2194	2577	2879	3167	3442
16950	1480	2196	2580	2882	3170	3446
17000	1481	2198	2582	2885	3173	3449
17050	1483	2200	2585	2887	3176	3452
17100	1484	2203	2588	2890	3179	3456
17150	1486	2205	2590	2893	3182	3459
17200	1487	2207	2593	2896	3186	3463
17250	1488	2209	2595	2899	3189	3466
17300	1490	2211	2598	2902	3192	3470
17350	1491	2213	2600	2905	3195	3473
17400	1492	2215	2603	2907	3198	3476
17450	1494	2217	2605	2910	3201	3480
17500	1495	2219	2608	2913	3204	3483
17550	1497	2222	2611	2916	3208	3487
17600	1498	2224	2613	2919	3211	3490
17650	1499	2226	2616	2922	3214	3494
17700	1501	2228	2618	2925	3217	3497
17750	1502	2230	2621	2928	3220	3500
17800	1503	2232	2623	2930	3223	3504
17850	1505	2234	2626	2933	3227	3507
17900	1506	2236	2629	2936	3230	3511
17950	1507	2238	2631	2939	3233	3514
18000	1509	2240	2634	2942	3236	3518
18050	1510	2243	2636	2945	3239	3521
18100	1512	2245	2639	2948	3242	3524

Appendix A: Updated Schedule						
Combined Adjusted Gross Income	One Child	Two Children	Three Children	Four Children	Five Children	Six Children
18150	1513	2247	2641	2950	3245	3528
18200	1514	2249	2644	2953	3249	3531
18250	1516	2251	2647	2956	3252	3535
18300	1517	2253	2649	2959	3255	3538
18350	1520	2256	2652	2963	3259	3542
18400	1522	2259	2655	2966	3263	3547
18450	1524	2262	2658	2970	3266	3551
18500	1526	2265	2662	2973	3270	3555
18550	1528	2268	2665	2976	3274	3559
18600	1530	2271	2668	2980	3278	3563
18650	1532	2274	2671	2983	3282	3567
18700	1535	2277	2674	2987	3285	3571
18750	1537	2280	2677	2990	3289	3575
18800	1539	2283	2680	2994	3293	3579
18850	1541	2285	2683	2997	3297	3584
18900	1543	2288	2686	3000	3301	3588
18950	1545	2291	2689	3004	3304	3592
19000	1547	2294	2692	3007	3308	3596
19050	1550	2297	2695	3011	3312	3600
19100	1552	2300	2698	3014	3316	3604
19150	1554	2303	2702	3018	3319	3608
19200	1556	2306	2705	3021	3323	3612
19250	1558	2309	2708	3025	3327	3616
19300	1560	2312	2711	3028	3331	3621
19350	1563	2315	2714	3031	3335	3625
19400	1565	2318	2717	3035	3338	3629
19450	1567	2320	2720	3038	3342	3633
19500	1569	2323	2723	3042	3346	3637
19550	1571	2326	2726	3045	3350	3641
19600	1573	2329	2729	3049	3353	3645
19650	1575	2332	2732	3052	3357	3649
19700	1578	2335	2735	3055	3361	3653
19750	1580	2338	2738	3059	3365	3658
19800	1582	2341	2742	3062	3369	3662
19850	1584	2344	2745	3066	3372	3666
19900	1586	2347	2748	3069	3376	3670
19950	1588	2350	2751	3073	3380	3674
20000	1591	2353	2754	3076	3384	3678
20050	1593	2355	2757	3080	3387	3682
20100	1595	2358	2760	3083	3391	3686
20150	1597	2361	2763	3086	3395	3690
20200	1599	2364	2766	3090	3399	3695
20250	1601	2367	2769	3093	3403	3699
20300	1603	2370	2772	3097	3406	3703

Appendix A: Updated Schedule						
Combined Adjusted Gross Income	One Child	Two Children	Three Children	Four Children	Five Children	Six Children
20350	1606	2373	2775	3100	3410	3707
20400	1608	2376	2778	3104	3414	3711
20450	1610	2379	2782	3107	3418	3715
20500	1612	2382	2785	3110	3421	3719
20550	1614	2385	2788	3114	3425	3723
20600	1616	2388	2791	3117	3429	3727
20650	1619	2390	2794	3121	3433	3731
20700	1621	2393	2797	3124	3437	3736
20750	1623	2396	2800	3128	3440	3740
20800	1625	2399	2803	3131	3444	3744
20850	1627	2402	2806	3135	3448	3748
20900	1629	2405	2809	3138	3452	3752
20950	1631	2408	2812	3141	3456	3756
21000	1634	2411	2815	3145	3459	3760
21050	1636	2414	2818	3148	3463	3764
21100	1638	2417	2822	3152	3467	3768
21150	1640	2420	2825	3155	3471	3773
21200	1642	2423	2828	3159	3474	3777
21250	1644	2425	2831	3162	3478	3781
21300	1647	2428	2834	3165	3482	3785
21350	1649	2431	2837	3169	3486	3789
21400	1651	2434	2840	3172	3490	3793
21450	1653	2437	2843	3176	3493	3797
21500	1655	2440	2846	3179	3497	3801
21550	1657	2443	2849	3183	3501	3805
21600	1659	2446	2853	3187	3506	3811
21650	1661	2449	2857	3191	3510	3816
21700	1663	2452	2861	3195	3515	3821
21750	1665	2455	2865	3200	3520	3826
21800	1667	2458	2868	3204	3524	3831
21850	1668	2461	2872	3208	3529	3836
21900	1670	2464	2876	3213	3534	3841
21950	1672	2467	2880	3217	3539	3846
22000	1674	2470	2884	3221	3543	3852
22050	1676	2473	2888	3225	3548	3857
22100	1678	2476	2891	3230	3553	3862
22150	1680	2479	2895	3234	3557	3867
22200	1681	2482	2899	3238	3562	3872
22250	1683	2485	2903	3243	3567	3877
22300	1685	2488	2907	3247	3571	3882
22350	1687	2491	2911	3251	3576	3887
22400	1689	2494	2914	3255	3581	3892
22450	1691	2497	2918	3260	3586	3898
22500	1692	2500	2922	3264	3590	3903

Appendix A: Updated Schedule						
Combined Adjusted Gross Income	One Child	Two Children	Three Children	Four Children	Five Children	Six Children
22550	1694	2503	2926	3268	3595	3908
22600	1696	2506	2930	3272	3600	3913
22650	1698	2509	2934	3277	3604	3918
22700	1700	2512	2937	3281	3609	3923
22750	1702	2515	2941	3285	3614	3928
22800	1704	2518	2945	3290	3619	3933
22850	1705	2521	2949	3294	3623	3938
22900	1707	2524	2953	3298	3628	3944
22950	1709	2527	2957	3302	3633	3949
23000	1711	2530	2960	3307	3637	3954
23050	1713	2533	2964	3311	3642	3959
23100	1715	2536	2968	3315	3647	3964
23150	1717	2539	2972	3320	3651	3969
23200	1718	2542	2976	3324	3656	3974
23250	1720	2545	2979	3328	3661	3979
23300	1722	2548	2983	3332	3666	3984
23350	1724	2551	2987	3337	3670	3990
23400	1726	2554	2991	3341	3675	3995
23450	1728	2557	2995	3345	3680	4000
23500	1730	2560	2999	3349	3684	4005
23550	1731	2563	3002	3354	3689	4010
23600	1733	2566	3006	3358	3694	4015
23650	1735	2569	3010	3362	3699	4020
23700	1737	2572	3014	3367	3703	4025
23750	1739	2575	3018	3371	3708	4031
23800	1741	2578	3022	3375	3713	4036
23850	1742	2581	3025	3379	3717	4041
23900	1744	2584	3029	3384	3722	4046
23950	1746	2587	3033	3388	3727	4051
24000	1748	2590	3037	3392	3731	4056
24050	1750	2593	3041	3397	3736	4061
24100	1752	2596	3045	3401	3741	4066
24150	1754	2599	3048	3405	3746	4071
24200	1755	2602	3052	3409	3750	4077
24250	1757	2605	3056	3414	3755	4082
24300	1759	2608	3060	3418	3760	4087
24350	1761	2611	3064	3422	3764	4092
24400	1763	2614	3068	3426	3769	4097
24450	1765	2617	3071	3431	3774	4102
24500	1767	2620	3075	3435	3779	4107
24550	1768	2623	3079	3439	3783	4112
24600	1770	2626	3083	3444	3788	4117
24650	1772	2629	3087	3448	3793	4123
24700	1774	2632	3091	3452	3797	4128

Appendix A: Updated Schedule						
Combined Adjusted Gross Income	One Child	Two Children	Three Children	Four Children	Five Children	Six Children
24750	1776	2635	3094	3456	3802	4133
24800	1778	2638	3098	3461	3807	4138
24850	1780	2641	3102	3465	3811	4143
24900	1781	2644	3106	3469	3816	4148
24950	1783	2647	3110	3474	3821	4153
25000	1785	2650	3114	3478	3826	4158
25050	1787	2653	3117	3482	3830	4163
25100	1789	2656	3121	3486	3835	4169
25150	1791	2659	3125	3491	3840	4174
25200	1792	2662	3129	3495	3844	4179
25250	1794	2665	3133	3499	3849	4184
25300	1796	2668	3136	3503	3854	4189
25350	1798	2671	3140	3508	3858	4194
25400	1800	2674	3144	3512	3863	4199
25450	1802	2677	3148	3516	3868	4204
25500	1804	2680	3152	3521	3873	4210
25550	1805	2682	3156	3525	3877	4215
25600	1807	2685	3159	3529	3882	4220
25650	1809	2688	3163	3533	3887	4225
25700	1811	2691	3167	3538	3891	4230
25750	1813	2694	3171	3542	3896	4235
25800	1815	2697	3175	3546	3901	4240
25850	1817	2700	3179	3550	3906	4245
25900	1818	2703	3182	3555	3910	4250
25950	1820	2706	3186	3559	3915	4256
26000	1822	2709	3190	3563	3920	4261
26050	1824	2712	3194	3568	3924	4266
26100	1826	2715	3198	3572	3929	4271
26150	1828	2718	3202	3576	3934	4276
26200	1830	2721	3205	3580	3938	4281
26250	1831	2724	3209	3585	3943	4286
26300	1833	2727	3213	3589	3948	4291
26350	1835	2730	3217	3593	3953	4296
26400	1837	2733	3221	3598	3957	4302
26450	1839	2736	3225	3602	3962	4307
26500	1841	2739	3228	3606	3967	4312
26550	1842	2742	3232	3610	3971	4317
26600	1844	2745	3236	3615	3976	4322
26650	1846	2748	3240	3619	3981	4327
26700	1848	2751	3244	3623	3986	4332
26750	1850	2754	3248	3627	3990	4337
26800	1852	2757	3251	3632	3995	4342
26850	1854	2760	3255	3636	4000	4348
26900	1855	2763	3259	3640	4004	4353

Appendix A: Updated Schedule						
Combined Adjusted Gross Income	One Child	Two Children	Three Children	Four Children	Five Children	Six Children
26950	1857	2766	3263	3645	4009	4358
27000	1859	2769	3267	3649	4014	4363
27050	1861	2772	3270	3653	4018	4368
27100	1863	2775	3274	3657	4023	4373
27150	1865	2778	3278	3662	4028	4378
27200	1867	2781	3282	3666	4033	4383
27250	1868	2784	3286	3670	4037	4389
27300	1870	2787	3290	3675	4042	4394
27350	1872	2790	3293	3679	4047	4399
27400	1874	2793	3297	3683	4051	4404
27450	1876	2796	3301	3687	4056	4409
27500	1878	2799	3305	3692	4061	4414
27550	1880	2802	3309	3696	4066	4419
27600	1881	2805	3313	3700	4070	4424
27650	1883	2808	3316	3704	4075	4429
27700	1885	2811	3320	3709	4080	4435
27750	1887	2814	3324	3713	4084	4440
27800	1889	2817	3328	3717	4089	4445
27850	1891	2820	3332	3722	4094	4450
27900	1892	2823	3336	3726	4098	4455
27950	1894	2826	3339	3730	4103	4460
28000	1896	2829	3343	3734	4108	4465
28050	1898	2832	3347	3739	4113	4470
28100	1899	2833	3348	3740	4114	4472
28150	1900	2834	3349	3741	4115	4473
28200	1900	2835	3349	3741	4115	4473
28250	1901	2836	3350	3742	4116	4474
28300	1902	2836	3350	3742	4116	4474
28350	1902	2837	3351	3743	4117	4475
28400	1903	2838	3351	3743	4117	4476
28450	1904	2838	3351	3744	4118	4476
28500	1904	2839	3352	3744	4118	4477
28550	1905	2840	3352	3745	4119	4477
28600	1906	2840	3353	3745	4120	4478
28650	1906	2841	3353	3745	4120	4478
28700	1907	2842	3354	3746	4121	4479
28750	1908	2842	3354	3746	4121	4480
28800	1908	2843	3354	3747	4122	4480
28850	1909	2844	3355	3747	4122	4481
28900	1909	2844	3355	3748	4123	4481
28950	1910	2845	3356	3748	4123	4482
29000	1911	2846	3356	3749	4124	4483
29050	1911	2846	3357	3749	4124	4483
29100	1912	2847	3357	3750	4125	4484

Appendix A: Updated Schedule						
Combined Adjusted Gross Income	One Child	Two Children	Three Children	Four Children	Five Children	Six Children
29150	1913	2848	3358	3750	4125	4484
29200	1913	2848	3358	3751	4126	4485
29250	1914	2849	3358	3751	4126	4485
29300	1915	2850	3359	3752	4127	4486
29350	1915	2850	3359	3752	4128	4487
29400	1916	2851	3360	3753	4128	4487
29450	1917	2852	3360	3753	4129	4488
29500	1917	2852	3361	3754	4129	4488
29550	1918	2853	3361	3754	4130	4489
29600	1919	2854	3361	3755	4130	4490
29650	1919	2855	3362	3755	4131	4490
29700	1920	2855	3362	3756	4131	4491
29750	1921	2856	3363	3756	4132	4491
29800	1921	2857	3363	3757	4132	4492
29850	1922	2857	3364	3757	4133	4492
29900	1923	2858	3364	3758	4133	4493
29950	1923	2859	3365	3758	4134	4494
30000	1924	2859	3365	3759	4135	4494
30050	1925	2860	3365	3759	4135	4495
30100	1925	2861	3366	3760	4136	4495
30150	1926	2861	3366	3760	4136	4496
30200	1926	2862	3367	3761	4137	4497
30250	1927	2863	3367	3761	4137	4497
30300	1928	2863	3368	3762	4138	4498
30350	1928	2864	3368	3762	4138	4498
30400	1929	2865	3368	3763	4139	4499
30450	1930	2865	3369	3763	4139	4499
30500	1930	2866	3369	3764	4140	4500
30550	1931	2867	3370	3764	4140	4501
30600	1932	2867	3370	3765	4141	4501
30650	1932	2868	3371	3765	4141	4502
30700	1933	2869	3371	3765	4142	4502
30750	1934	2869	3371	3766	4143	4503
30800	1934	2870	3372	3766	4143	4504
30850	1935	2871	3372	3767	4144	4504
30900	1936	2871	3373	3767	4144	4505
30950	1936	2872	3373	3768	4145	4505
31000	1937	2873	3374	3768	4145	4506
31050	1938	2874	3374	3769	4146	4506
31100	1938	2874	3375	3769	4146	4507
31150	1939	2875	3375	3770	4147	4508
31200	1940	2876	3375	3770	4147	4508
31250	1940	2876	3376	3771	4148	4509
31300	1941	2877	3376	3771	4148	4509

Appendix A: Updated Schedule						
Combined Adjusted Gross Income	One Child	Two Children	Three Children	Four Children	Five Children	Six Children
31350	1942	2878	3377	3772	4149	4510
31400	1942	2878	3377	3772	4150	4511
31450	1943	2879	3378	3773	4150	4511
31500	1943	2880	3378	3773	4151	4512
31550	1944	2880	3378	3774	4151	4512
31600	1945	2881	3379	3774	4152	4513
31650	1945	2882	3379	3775	4152	4513
31700	1946	2882	3380	3775	4153	4514
31750	1947	2883	3380	3776	4153	4515
31800	1947	2884	3381	3776	4154	4515
31850	1948	2884	3381	3777	4154	4516
31900	1949	2885	3382	3777	4155	4516
31950	1949	2886	3382	3778	4155	4517
32000	1950	2886	3382	3778	4156	4518
32050	1951	2887	3383	3779	4156	4518
32100	1951	2888	3383	3779	4157	4519
32150	1952	2888	3384	3780	4158	4519
32200	1953	2889	3384	3780	4158	4520
32250	1953	2890	3385	3781	4159	4520
32300	1954	2890	3385	3781	4159	4521
32350	1955	2891	3385	3782	4160	4522
32400	1955	2892	3386	3782	4160	4522
32450	1956	2893	3386	3783	4161	4523
32500	1957	2893	3387	3783	4161	4523
32550	1957	2894	3387	3784	4162	4524
32600	1958	2895	3388	3784	4162	4525
32650	1959	2895	3388	3784	4163	4525
32700	1959	2896	3389	3785	4163	4526
32750	1960	2897	3389	3785	4164	4526
32800	1960	2897	3389	3786	4165	4527
32850	1961	2898	3390	3786	4165	4527
32900	1962	2899	3390	3787	4166	4528
32950	1962	2899	3391	3787	4166	4529
33000	1963	2900	3391	3788	4167	4529
33050	1964	2901	3392	3788	4167	4530
33100	1964	2901	3392	3789	4168	4530
33150	1965	2902	3392	3789	4168	4531
33200	1966	2903	3393	3790	4169	4532
33250	1966	2903	3393	3790	4169	4532
33300	1967	2904	3394	3791	4170	4533
33350	1968	2905	3394	3791	4170	4533
33400	1968	2905	3395	3792	4171	4534
33450	1969	2906	3395	3792	4172	4534
33500	1970	2907	3395	3793	4172	4535

Appendix A: Updated Schedule						
Combined Adjusted Gross Income	One Child	Two Children	Three Children	Four Children	Five Children	Six Children
33550	1970	2907	3396	3793	4173	4536
33600	1971	2908	3396	3794	4173	4536
33650	1972	2909	3397	3794	4174	4537
33700	1972	2909	3397	3795	4174	4537
33750	1973	2910	3398	3795	4175	4538
33800	1974	2911	3398	3796	4175	4539
33850	1974	2912	3399	3796	4176	4539
33900	1975	2912	3399	3797	4176	4540
33950	1976	2913	3399	3797	4177	4540
34000	1976	2914	3400	3798	4177	4541
34050	1977	2914	3400	3798	4178	4541
34100	1977	2915	3401	3799	4178	4542
34150	1978	2916	3401	3799	4179	4543
34200	1979	2916	3402	3800	4179	4543
34250	1979	2917	3402	3800	4180	4544
34300	1980	2917	3402	3800	4181	4544
34350	1981	2918	3403	3801	4181	4545
34400	1981	2919	3403	3801	4182	4545
34450	1982	2919	3404	3802	4182	4546
34500	1983	2920	3404	3802	4183	4546
34550	1983	2921	3405	3803	4183	4547
34600	1984	2921	3405	3803	4184	4548
34650	1984	2922	3405	3804	4184	4548
34700	1985	2923	3406	3804	4185	4549
34750	1986	2923	3406	3805	4185	4549
34800	1986	2924	3407	3805	4186	4550
34850	1987	2925	3407	3806	4186	4550
34900	1988	2925	3407	3806	4187	4551
34950	1988	2926	3408	3807	4187	4552
35000	1989	2927	3408	3807	4188	4552

For Gross monthly incomes above \$35,000, add the amount of child support for \$35,000 to the following percentages of gross income above \$35,000.

2.6% 3.4% 3.8% 4.2% 4.6% 5.0%

Virginia: Technical Documentation of Proposed Child Support Schedule



Prepared for:
Virginia Child Support Guidelines Review Panel

Prepared by:
Jane Venohr, Ph.D.
Economist/Research Associate
Center for Policy Research
Denver, CO 80218
www.centerforpolicyresearch.org
303.837.1555
jvenohr@centerforpolicyresearch.org

October 30, 2013

Points of view expressed in this document are those of the author and do not necessarily represent the official position of the Virginia Child Support Guidelines Review Panel, Court or State.

Table of Contents

SECTION I: INTRODUCTION	B-3
Purpose of Report	B-3
Organization of Report.....	B-4
SECTION II: BACKGROUND INFORMATION.....	B-5
Federal Requirements	B-5
Basis of Virginia Guidelines and Guidelines Models.....	B-5
SECTION III: COST OF CHILD REARING	B-8
Overview of Methodologies	B-8
Underlying Expenditures Data	B-12
Translating Measurements to a Schedule.....	B-14
SECTION IV: <i>UPDATED SCHEDULE AND ASSUMPTIONS</i>	B-16
Updated Schedule	B-16
Detailed Technical Steps and Considerations.....	B-33
SECTION V: <i>COMPARISONS AND CONCLUSIONS</i>	B-42
Summary of Updated Schedule	B-42
Comparisons.....	B-43
Conclusion.....	B-45

Section I: Introduction

PURPOSE OF REPORT

Virginia is reviewing its child support guidelines as required by federal regulation and state statute.¹ As statutorily required, a Child Support Guidelines Review Panel has been appointed and the Panel has reviewed the guidelines and made recommendations. The Panel has considered economic data on the cost of raising children, comparisons of Virginia guidelines to those of other states, public comments, findings from a survey of stakeholders, and other information. Among other things, the Panel recommends an update to the Virginia child support schedule to reflect current economic data. The existing schedule dates back to the late 1980s. This report provides technical documentation of the proposed, updated schedule.

Child support contributes to the financial well-being of many of Virginia's children. In 2012, the U.S. Census American Community Survey reported that there were 1,854,632 children living in Virginia and about 578,285 of those children did not live with a parent in a married-couple household.² This amounts to 31 percent of Virginia's children living with only one parent, in foster care, or in other situations without both parents. Most of these children are eligible for child support. An unknown number of Virginia's children living in married-couple households but with step-parents are also eligible for child support. The Virginia Department of Social Services (DSS) Division of Child Support Enforcement (DCSE) collects and distributes about \$657 million in child support annually for many of these children.³ An unknown amount of additional support is paid to non-DCSE cases.

The core of the guidelines calculation is a lookup schedule of monthly basic obligations for a range of incomes and number of children. The basic obligations in the schedule reflect economic data on the costs of raising children based on 1980s prices. The underlying study is from expenditures data collected in 1972-73. When calculating the support obligation, the basic obligation is divided by each parent's pro rata share, with the obligor's pro rata share forming the basis of the order amount. The final child support award may consider additional adjustments, such as the amount of overnights the child spends with each parent, the actual premium cost of the child's health insurance, or deviations.

This report focuses on the child support schedule. It was prepared under contract by the Center for Policy Research (CPR). CPR provided economic expertise and technical assistance to the Panel.

¹ Title 45 of the Code of Federal Regulations, CFR § 302.56 and Code of Virginia § 20-108.2H.

² U.S. Census American Community Survey (2012). Available from <http://factfinder.census.gov> on October 25, 2013.

³ Virginia Department of Social Services (2013). 2012-13 Fact Sheet, DSS Division of Child Support Enforcement, Available from: http://www.dss.virginia.gov/files/about/reports/children/child_support/2013/Fact_Sheet_2012-2013_final.pdf.

ORGANIZATION OF REPORT

The remainder of this report is organized into four Sections.

- Section II provides background information. This includes a summary of relevant federal regulations pertaining to state child support guidelines and the basis and underlying assumptions of the existing Virginia schedule.
- Section III reviews current estimates of child-rearing expenditures.
- Section IV summarizes the economic basis of the updated schedule. It identifies underlying steps and assumptions.
- Section V concludes the report and compares the amounts under the new and updated schedules. It also summarizes the changes in the economic factors underlying the schedule.

Section II: Background Information

FEDERAL REQUIREMENTS

States were first required to adopt statewide guidelines by 1987. The Child Support Amendments of 1984 (Pub. L. No. 98-378) initially required states to adopt advisory child support guidelines. The Family Support Act of 1988 (Pub. L. No. 100-485) strengthened state child support guidelines. It required that the guidelines be presumptive rather than advisory and also required each state to establish guidelines deviation criteria, including the consideration of the best interest of the child. Federal regulations further require that each state must have one set of guidelines that is available to all decision makers in the state with the authority to establish and modify a child support award.

Federal regulations also require that a state's guidelines must:

- Be based on specific descriptive and numeric criteria;
- Take all earnings and income of the noncustodial parent into consideration; and
- Address how the parents will provide for the child(ren)'s healthcare needs through health insurance coverage and/or through cash medical support.....⁴

Federal regulation requires states to review their child support guidelines at least once every four years (45 C.F.R. § 302.56). As part of that review, states must consider economic data on the cost of raising children. This report fulfills the requirement to review the economic data on the cost of raising children.

BASIS OF VIRGINIA GUIDELINES AND GUIDELINES MODELS

Virginia first enacted its guidelines in 1988. Since then, Virginia has made various changes to the guidelines (e.g., changes to the definition of income and medical support provisions), but Virginia has never updated its schedule. Virginia is one of only eight states to have not updated its core schedule or formula since inception.

Most states (48 states including Virginia) base their guidelines on a "Continuity-of-Expenditures" Model. There are two types of Continuity-of-Expenditures Models: the Income Shares Model and the Percentage-of-Obligor Income Model.⁵ Both models relate to measurements of child-rearing costs that consider how much intact families typically spend on their children. The underlying premise is that children should continue to receive the same amount of expenditures they would have received had the parents lived together and shared

⁴ 45 C.F.R. § 302.56(c).

⁵ Ingrid Rothe and Lawrence Berger, "Estimating the Costs of Children: Theoretical Considerations Related to Transitions to Adulthood and the Valuation of Parental Time for Developing Child Support Guidelines" (April 2007), *IRP Working Paper*, University of Wisconsin: Institute for Research on Poverty, Madison, Wisconsin.

financial resources. To be clear, the underlying premise is that children of never-married parents and children of divorced or separated parents should be treated the same.

There are several differences between the Income Shares Model and the Percentage-of-Obligor Income Model. The fundamental difference is that the Income Shares Model presumes each parent is responsible for his or her prorated share of child-rearing cost. In contrast, the Percentage-of-Obligor Income Model makes no presumption about the custodial parent's share or presumes that the custodial parent's expenditures on the child are equal to the award amount. Another major difference is that the Income Shares Model is generally more flexible than the Percentage-of-Obligor Income Model. It can accommodate a wide variety of unique case circumstances including additional dependents, shared-parenting time, actual work-related childcare expenses, the actual cost of the child's health insurance premium, and other circumstances, and a combination of these circumstances. Most states (39 including Virginia) base their guidelines on the Income Shares model.

Three states (Delaware, Hawaii, and Montana) rely on the Melson Formula, named after a Delaware judge, as the basis of their guidelines. It first considers the basic needs of the children and each parent. If the obligated parent's income is more than sufficient to cover his or her share of the basic needs of the children and his or her basic needs, an additional percentage of that parent's remaining income is assigned to child support. This additional percentage ensures that the children share in the standard of living afforded by the obligated parent.

Over half of the Income Shares states, including Virginia, based their guidelines on the prototype Income Shares model developed through the 1984-87 National Child Support Guidelines Project.⁶ Resulting from a Congressional mandate, the national project assisted states in the development of guidelines to fulfill the 1987 and 1989 federal mandates for statewide guidelines. It used measurements of child-rearing expenditures developed by Dr. Thomas Espenshade from expenditures data collected in 1972-73 as the basis of the prototype model.⁷ Most Income Shares states updated their schedules for more current measurements of child-rearing expenditures as they became available. Many of the states that did not use the prototype Income Shares Model also used the Espenshade study or an earlier study of child-rearing expenditures conducted for Wisconsin.⁸

Since first adopting statewide guidelines, nine states have switched guidelines models. All of the switches except Montana's were to the Income Shares Model. The most common switch was from a Percentage-of-Obligor Income Model to the Income Shares Model.

States have also considered alternative guidelines models, some of which are "forward-looking methods" of calculating support in that they consider the living standard of each

⁶ National Center for State Courts (1987). *Development of Guidelines for Child Support Orders, Final Report*. Report to U.S. Dept. of Health and Human Services, Office of Child Support Enforcement, Williamsburg, VA.

⁷ Thomas J. Espenshade, (1984). *Investing in Children: New Estimates of Parental Expenditures*, Urban Institute Press: Washington, D.C.

⁸ Jacques van der Gaag (1981). "On Measuring the Cost of Children," *Discussion Paper 663-81*, University of Wisconsin Institute for Research on Poverty, Madison, Wisconsin.

parent and the children after the transfer of child support.⁹ This contrasts from the Income Shares Model, which “looks backward” toward what is spent on child-rearing expenditures in intact families. To this end, some of the forward-looking models look at child-rearing expenditures in single-parent families rather than intact families. The problem with this is an inordinate percentage of single-parent families are poor or have relatively low incomes. This effectively produces lower guidelines schedule/formula amounts than those relying on child-rearing expenditures in intact families. According to the 2012 American Community Survey, in Virginia, 38 percent of female householders with children under age 18 live in poverty, while 50 percent of female householders with children under age 18 have annual incomes of \$26,589 or less.¹⁰ As a contrast, 50 percent of Virginia married-couple families with children under age 18 have annual incomes of \$88,473 or more.

The Panel recommended that Virginia continue to rely on the Income Shares Model.

⁹ One alternative model is the Cost Shares Model. More information about the Cost Shares Model is provided in Jo Michelle Beld and Len Biernat, “Federal Intent for State Child Support Guidelines, Income Shares, Cost Shares, and the Realities of Shared Parenting,” *37 Family Law Quarterly* 165 (2003). Arizona also considered the Child Outcome-Based Support Model (COBS). More information about COBS and Arizona’s failed attempt to adopt COBS is provided at: Arizona Child Support Guidelines Review Committee, Interim Report of the Committee, Submitted to Arizona Judicial Council, Phoenix, Arizona on October 21, 2009.

¹⁰ U.S. Census American Community Survey (2012). Available from <http://factfinder.census.gov> on October 25, 2013.

Section III: Cost of Child Rearing

As discussed in the previous section, most guidelines models relate to measurements of child-rearing expenditures. There are several studies of child-rearing expenditures that form the basis of existing state child support schedules. The studies vary in study age and age of the underlying expenditures data. Some also vary in methodologies used to separate the child's share of expenditures from total expenditures for both the children and adults living in a household. Most studies consist of national measurements of child-rearing expenditures based on the Consumer Expenditure Survey (CES), which is a national, on-going survey. It is the most definitive and comprehensive survey of expenditures. The CES does not provide state-level data and no state has replicated the CES because of its prohibitive costs and time requirements.

The age of the study used by a state generally depends on what was available when the state last updated its guidelines. Although states are required to review their guidelines every four years, few states actually update their core schedules/formulas each review. Some states have not updated during a review because prevailing measurements of child-rearing expenditures combined with price and tax changes did not suggest significantly different amounts. The recent recession also was a deterrent to schedule/formula updates because guidelines review committees were reluctant to increase amounts in light of recent job losses and pay cuts. Still, Virginia is one of eight states that have never updated its core schedule or formula.

OVERVIEW OF METHODOLOGIES

Economists do not agree which methodology best measures actual expenditures on children, but generally do agree that any amounts between the lower and upper bounds of credible measurements are appropriate amounts for child support guidelines. The most commonly used methodology, the "Rothbarth" methodology, is generally considered the lower bound of the range of available estimates. The Betson-Rothbarth (BR) measurements form the basis of 29 state guidelines, including five states that border Virginia.

The existing Virginia schedule is based on estimates of child-rearing expenditures developed by Dr. Thomas Espenshade using the "Engel" methodology applied to 1972-73 CES data. It was the only credible study of child-rearing expenditures at the time and formed the basis of most state guidelines developed in the 1980s. There are no current Engel measurements of child-rearing expenditures available for updating the schedule. Most economists believe that the Engel methodology produces higher measurements of child-rearing expenditures than the Rothbarth methodology.

Economists use a methodology to separate the child's share of total household expenditures because most household expenditures are consumed by both children and adults living in the same household. Both the "Rothbarth" and "Engel" methodology are "marginal cost" methodologies that compare expenditures between two equally well-off families: (a) married couples with children, and (b) married couples of child-rearing age without children. The

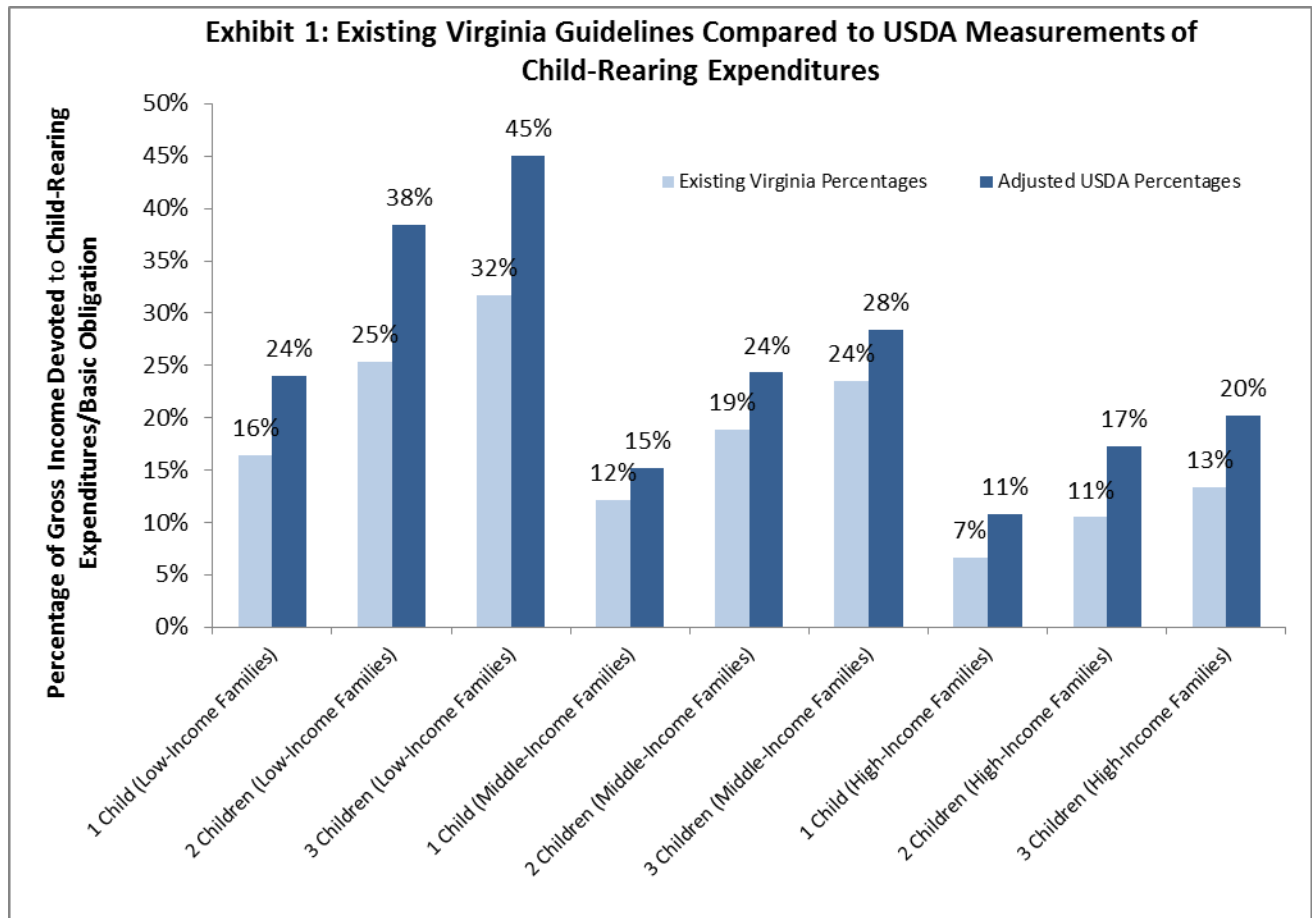
difference in expenditures between these two families is deemed to be child-rearing expenditures. The Engel methodology uses expenditures on food, while the Rothbarth methodology relies on expenditures for adult goods (specifically, adult clothes in the Rothbarth estimates that form the basis of state guidelines) to determine equally well-off families.

Another credible and popular study of child-rearing expenditures is the United States Department of Agriculture (USDA) study, which is updated annually. The USDA estimates child-rearing expenditures individually for several expenditure categories (e.g., food, transportation, housing), then adds them to develop a total. Only one state relies on the USDA measurements as the basis of its child support guidelines. The USDA study is considered the upper bound of current measurements of child-rearing expenditures. The most recent USDA study is for 2012 and it found that average child-rearing expenses are \$8,990 to \$25,180 for the youngest child in two-child families depending on the age of the child and family income.¹¹ The USDA finds that child-rearing expenditures are higher in high-income families and for older children. On average, the USDA finds that the percentage of before-tax income spent on a child is 25 percent among low-income families (*i.e.*, the family's before-tax income is less than \$60,640 per year), 16 percent among middle-income families (*i.e.*, the family's before-tax income is between \$60,640 and \$105,000 per year), and 12 percent among high-income families (*i.e.*, the family's before tax income is above \$105,000 per year). The USDA adjustments for family size produce larger per-child percentages if the family has only one child and smaller per-child percentages if the family has more than two children.

In order to compare the USDA percentages to the existing Virginia schedule amounts, USDA percentages are adjusted to exclude childcare and education expenses, which are combined into one category,¹² and the child's healthcare costs. Virginia does not include childcare expenses, the health insurance premium for the child, and the child's extraordinary medical expenses in the schedule. Exhibit 1 compares the USDA-adjusted percentages to the existing Virginia schedule percentages for low, middle, and high incomes for one, two and three children. Exhibit 1 shows that relative to the USDA measurements of child-rearing expenditures, the existing Virginia schedule is too low.

¹¹ Mark Lino (2013). *Expenditures on Children by Families: 2012 Annual Report*, U.S. Department of Agriculture, Center for Nutrition and Policy Promotion. Miscellaneous Publication No. 1528-2012. Available at: <http://www.cnpp.usda.gov/Publications/CRC/crc2012.pdf>.

¹² Educational expenses are not readily separable from the childcare expenses in the USDA measurements. Nonetheless, the exclusion biases the USDA measurements of child-rearing expenditures in Exhibit 1 downward. As show in Exhibit 1, even with this bias, the USDA measurement of child-rearing expenditures is considerably more than the Virginia schedule amounts.

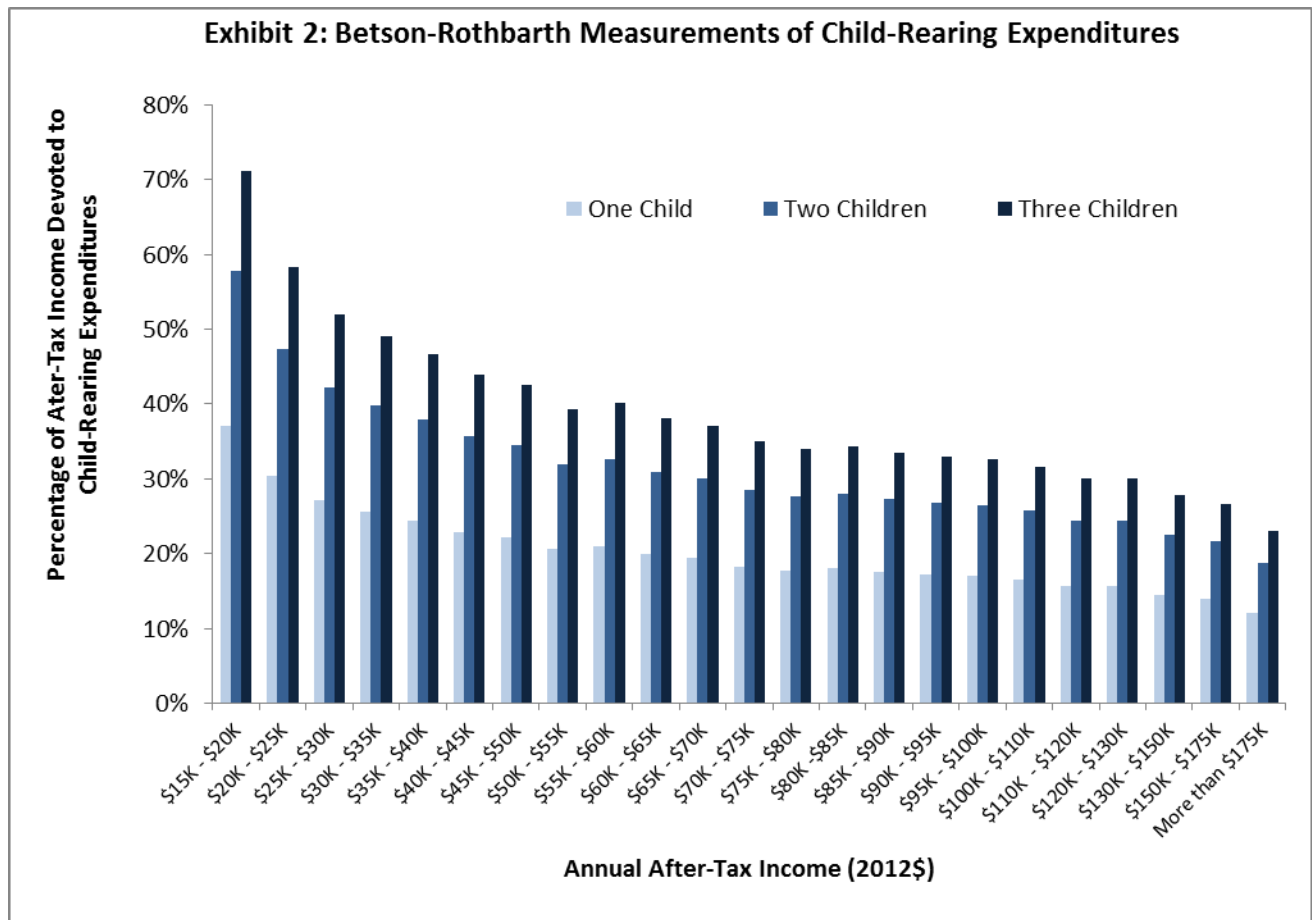


BETSON-ROTHBARTH MEASUREMENTS

In the past 23 years, Professor David Betson, University of Notre Dame, has conducted four studies estimating child-rearing expenditures. Each study uses expenditures data from the most current CES data available. Some of his studies use other methodologies besides the Rothbarth methodology to measure child-rearing expenditures. Many states consider his most recent study as part of their guidelines review.¹³ For this study, Betson measured child-rearing expenditures using only the Rothbarth methodology. The 2010 Betson-Rothbarth measurements form the basis of four state guidelines (North Carolina, Rhode Island, Vermont, and Wyoming) and as of January 1, 2014, they will also form the basis of the Colorado guidelines. Moreover, they are the economic basis of the proposed, updated Virginia schedule.

¹³ David Betson (2010). "Appendix A: Parental Expenditures on Children," in Judicial Council of California, *Review of Statewide Uniform Child Support Guideline*. San Francisco, CA. Additional information useful about the Betson measurements used to update child support guidelines is provided in Jane Venohr (2010) *Basis of an Updated Child Support Schedule for North Carolina*, Report to the North Carolina Administrative Office of the Courts, Center for Policy Research, Denver, CO.

Betson prepared his 2010 Rothbarth estimates with CES data from 2004 through the first quarter of 2009. Unlike the USDA measurements, the Rothbarth measurements do not relate to the family’s before-tax income. Rather, they relate to the family’s total expenditures. Betson found that the average share of total family expenditures devoted to children in intact families was 24 percent for one child, 37 percent for two children, and 45 percent for three children. Exhibit 2 shows the Betson-Rothbarth measurements for a range of after-tax incomes.¹⁴ It shows that the percentage of income devoted to child-rearing expenditures decreases as income increases.



¹⁴ The ideal comparison would be to gross income, but that requires tax assumptions to convert the measurements from a percentage of total family expenditures. For purposes of the graph, the percentage of total expenditures devoted to child-rearing expenditures is converted to a percentage of after-tax income by multiplying the ratio of average expenditures to after-tax income for each income level from the same subsample of the CES Betson used to develop the measurements of child-rearing expenditures. The percentages are relatively high at low incomes because for after-tax incomes below \$40,000 per year, families spend more than their after-tax income.

Since 1990, the Rothbarth measurements have been considered the lower bound of the range of credible measurements of child-rearing expenditures.¹⁵ Some recent studies, however, challenge whether the Rothbarth measurements do indeed understate actual child-rearing expenditures.¹⁶ Betson conducted his first study in 1990 for the U.S. Department of Health and Human Services that was fulfilling a congressional requirement to provide information useful for the development and review of state guidelines.¹⁷ He used five different methodologies to estimate child-rearing expenditures from 1980-86 CES data and compared the results.¹⁸ He concluded that estimates using the Rothbarth methodology were the most robust, and hence recommended their use for state guidelines. He rejected his estimates using the Engel methodology, which was used by Espenshade and is the basis of the current Virginia schedule, because they approached implausibly high levels.

In 2001, Betson updated his 1990 estimates based on the Rothbarth and Engel methodologies using more recent data (1996-98, initially, but later expanded it to include 1996-99). This study was conducted through the states of Michigan and California and the University of Wisconsin Institute for Research on Poverty.¹⁹ The only difference between the 2001 and earlier estimates was in the years the data were gathered. In 2006, Betson updated his 2001 estimates using the Rothbarth methodology with data from 1998 through the first quarter of 2004 for Oregon.²⁰

UNDERLYING EXPENDITURES DATA

All of the measurements of child-rearing expenditures mentioned above are from the Consumers Expenditures Survey (CES) that is administered by the Bureau of Labor Statistics (BLS). The CES surveys about 6,000 households per quarter on expenditures, income, and household characteristics (e.g., family size). Households remain in the survey for five consecutive quarters, with households rotating in and out each quarter. Most economists use at least three quarters or a year of expenditures data for a surveyed family. This means that family expenditures are averaged for about a year rather than over a quarter, which may not be as reflective of typical family expenditures. The BLS designed the CES to produce a nationally representative sample and samples representative of the four regions (Midwest, Northeast, South, and West). The sample sizes for each state, however, are not large enough to estimate child-rearing costs for families within a state.

¹⁵ Lewin/ICF (1990). *Estimates of Expenditures on Children and Child Support Guidelines*. Report to U.S. Department of Health and Human Services, Office of the Assistant Secretary for Planning and Evaluation. Fairfax, VA.

¹⁶ For example, see Thomas S. McCaleb, David A. Macpherson, & Stefan C. Norrbin (2008). *Review and Update of Florida's Child Support Guidelines*, Report to the Florida Legislature, Florida State University, Tallahassee, FL.

¹⁷ Betson, David (1990). *Alternative Estimates of the Cost of Children from the 1980-86 Consumer Expenditure Survey*, Report to U.S. Department of Health and Human Services, Office of the Assistant Secretary for Planning and Evaluation, University of Wisconsin Institute for Research on Poverty, Madison, WI.

¹⁸ The five approaches were (1) Engel, (2) Rothbarth, (3) ISO-PROP, (4) Barten-Gorman, and (5) per capita (i.e., average cost approach, similar to the USDA approach).

¹⁹ David Betson (2001). "Section 5: Parental Expenditures on Children," in Judicial Council of California, *Review of Statewide Uniform Child Support Guidelines*, San Francisco, CA.

²⁰ David Betson (2006). "Appendix I: New Estimates of Child-Rearing Costs" in PSI, *State of Oregon Child Support Guidelines Review: Updated Obligation Scales and Other Considerations*, Report to State of Oregon, Policy Studies Inc., Denver, CO.

The CES asks households about expenditures on over a hundred detailed items. Exhibit 3 shows the major categories of expenditures captured by the CES. It includes the purchase price and sales tax on all goods purchased within the survey period. In recent years, the CES has added another measure of “expenditures” called “outlays.” The key difference between CES’s key measure of expenditures and its alternative expenditures measure, outlays, is that outlays essentially include installment plans on purchases, mortgage principal payments, and payments on home equity loans, while expenditures do not. The 2010 Betson-Rothbarth measurement considers outlays while earlier Betson-Rothbarth measurements considered expenditures.

Exhibit 3: Partial List of Expenditure Items Considered in CES	
Housing	Rent paid for dwellings, rent received as pay, parking fees, maintenance, and other expenses for rented dwellings; and interest on mortgages, interest on home equity loans and lines of credit, property taxes and insurance, refinancing and prepayment charges, ground rent, expenses for property management and security, homeowners’ insurance, fire insurance and extended coverage, expenses for repairs and maintenance contracted out, and expenses of materials for owner-performed repairs and maintenance for dwellings used or maintained by the consumer unit. Also includes utilities, cleaning supplies, household textiles, furniture, major and small appliances and other miscellaneous household equipment (tools, plants, decorative items).
Food	Food at home purchased at grocery or other food stores, as well as meals, including tips, purchased away from home (e.g., full-service and fast-food restaurant, vending machines).
Transportation	Vehicle finance charges, gasoline and motor oil, maintenance and repairs, vehicle insurance, public transportation, leases, parking fees, and other transportation expenditures.
Entertainment	Admission to sporting events, movies, concerts, health clubs, recreational lessons, television/radio/sound equipment, pets, toys, hobbies, and other entertainment equipment and services.
Apparel	Apparel, footwear, uniforms, diapers, alterations and repairs, dry cleaning, watches, and jewelry.
Other	Personal care products, reading materials, education fees, banking fees, interest paid on lines of credit, and other expenses.

OTHER DATA CONSIDERATION

The CES contains many different family types. Betson selects only families with children and childless couples in which the husband and wife are not over 60 years old. Betson excludes some expenditure items that are obviously not child-rearing expenses such as contributions by family members to Social Security and private pension plans, and cash contributions made to members outside the surveyed household. The USDA also excludes these expenses from its estimates of child-rearing expenditures.

Families participating in the CES report both before-tax and after-tax incomes. Income before taxes is the total money earnings and selected money receipt. It includes wages and salary, self-employment income, Social Security benefits, pensions income, rental income, unemployment compensation, workers’ compensation, veterans’ benefits, public assistance, and other sources of income. Income and taxes are based on self-reports and not checked against actual records.

Although under-reporting of income is a problem inherent to most surveys, the BLS has taken strides to address it in the CES. In 2001, the BLS added and revised income questions to address concerns. One concern was that average expenditures exceed income among low-income households participating in the CES. In part, this reflects that some families are borrowing or withdrawing savings to spend more than their incomes. Still, some

families do indeed under-report income. The CES also developed an algorithm for imputing income based on reported expenditures. The 2010 Betson-Rothbarth measurements rely on the CES refined measurement of income. Previous Betson measurements do not.

With the exception of the adjustment made above, the BLS generally does not try to reconcile differences between income and expenditures in the CES. Nor does it include changes in net assets or liabilities as income or expenditures. In developing child support schedules, a long-standing assumption has been that at higher incomes the difference between after-tax income and expenditures is a form of “savings.” This includes traditional savings (*i.e.*, deposits into a bank account). For example, according to the most recent CES, high-income households (*i.e.*, households with incomes over \$150,000 per year), the ratio of expenditures to after-tax income is 53 percent.²¹ This suggests a considerable amount of “savings.” A high level of “savings” seems to contradict reports about the national savings rate being low. However, economists calculate the national savings rate using a different methodology.²² Some of the differences concern the treatment of housing and medical expenses. When calculating the national savings rate, economists define savings to be the difference between disposable income and consumption. In defining consumption, economists impute the rental value of housing to homeowners even though the rental value may exceed the mortgage payment. Similarly, economists impute the value of all medical services received even though there was insurance coverage and the family incurred no out-of-pocket expense. These imputed values increase consumption considerably and hence, reduce the national savings rate.²³

TRANSLATING MEASUREMENTS TO A SCHEDULE

States make various adjustments to the Betson-Rothbarth measurements when translating them into child support schedules. Most states adjust the estimates to reflect current price levels because there is a lag between the expenditure survey year and when a schedule is developed. Most states with gross-income based guidelines make tax assumptions to convert the Betson measurements to a gross income. Many states reduce the Betson-Rothbarth measurements for very low-income parents to address their limited ability to pay. Other common adjustments are the subtraction of childcare expenses and most healthcare-related expenses. This is because most states consider the actual amount of these expenses in the calculation of the support award so they are not part of the schedule. To do so would be double-accounting of these expenses.

In addition, some states adjust for their respective state’s extremely high or low income or high housing costs. The District of Columbia and Maryland both base their child support schedules on older Betson-Rothbarth measurements and increase them to account for their relatively high housing costs. In contrast, West Virginia’s schedule, which is based on the first Betson-Rothbarth measurements, was adjusted to account for West Virginia’s relatively

²¹ Calculated from BLS, *Schedule 2301. Higher income before taxes: Average annual expenditures and characteristics, Consumer Expenditure Survey, 2011*. Downloaded on July 25, 2013 from <http://www.bls.gov/cex/schedules.htm>.

²² More information about this difference can be found in California’s guidelines review report (Judicial Council, 2006).

²³ *Ibid.*

low income. If Virginia were to adjust for its income or housing expenses, it would produce amounts larger than what is shown in the updated schedule prepared in this report.

The next section details adjustments made to develop the updated Virginia schedule.

Section IV: Updated Schedule and Assumptions

There are several economic considerations and steps taken to update the schedule. The economic data and assumptions underlying the schedules are summarized below, while more extensive details are provided later.

- The schedule is based on Betson-Rothbarth (BR) measurements of child-rearing expenditures developed from the 2004-2009 Consumer Expenditure Survey (CES).
- The schedule reflects April 2013 price levels.
- The schedule does not include childcare, the cost of the child's health insurance premium, and any out-of-pocket expenses for the child's healthcare. The guidelines calculation considers the actual amounts expended for these items on a case-by-case basis. Specifically, each parent is responsible for his or her prorated share of these expenses.
- The schedule is based on the average of all expenditures on children from ages 0 through 17 years. There is no adjustment for the child's age.²⁴
- The schedule does not factor in an adjustment for the obligor's direct expenditures on the child during periods of overnight visitation or custody. The guidelines provide a formula for shared custody support.

UPDATED SCHEDULE

Exhibit 4 shows the updated schedule. Due to the new data, the updated schedule covers monthly combined incomes through \$35,000 gross per month. The existing schedule covers incomes through \$10,000 gross per month. The extension reflects that there are more high-income families in the data used to develop the measurements now than there were when the existing schedule was developed. There is also a formula for incomes above \$35,000 gross per month at the end of the schedule.

Exhibit 4: Updated Schedule						
Combined Adjusted Gross Income	One Child	Two Children	Three Children	Four Children	Five Children	Six Children
550	107	162	197	220	242	263
600	116	177	215	240	264	287
650	126	191	232	259	285	310
700	135	206	250	279	307	333
750	145	220	267	298	328	357
800	154	234	284	317	349	379

²⁴ The economic evidence on whether one age group is more expensive than another age group is mixed.

Exhibit 4: Updated Schedule						
Combined Adjusted Gross Income	One Child	Two Children	Three Children	Four Children	Five Children	Six Children
850	163	248	300	336	369	401
900	171	260	316	353	388	422
950	179	273	331	369	406	442
1000	187	285	346	386	425	462
1050	196	298	361	403	443	482
1100	204	310	375	419	461	501
1150	212	323	390	436	480	521
1200	220	335	405	453	498	541
1250	228	347	420	469	516	561
1300	237	360	435	486	535	581
1350	245	372	450	503	553	601
1400	253	385	465	519	571	621
1450	261	397	480	536	589	641
1500	269	410	495	552	608	661
1550	278	422	509	569	626	680
1600	286	434	524	585	644	700
1650	293	446	538	601	661	718
1700	301	457	552	616	678	737
1750	309	469	566	632	695	756
1800	316	481	579	647	712	774
1850	324	492	593	663	729	792
1900	331	504	607	678	746	811
1950	339	515	621	693	763	829
2000	347	527	635	709	780	848
2050	354	538	648	724	797	866
2100	362	550	662	740	814	884
2150	369	561	676	755	830	903
2200	377	573	690	770	847	921
2250	385	584	703	786	864	940
2300	392	596	717	801	881	958
2350	400	607	731	817	898	976
2400	407	619	745	832	915	995
2450	415	630	759	847	932	1013
2500	423	642	772	863	949	1032
2550	430	653	786	878	966	1050
2600	438	665	800	894	983	1068
2650	445	676	814	909	1000	1087
2700	453	688	828	924	1017	1105
2750	460	699	841	940	1034	1124
2800	468	711	855	955	1051	1142
2850	476	722	869	971	1068	1160

Exhibit 4: Updated Schedule						
Combined Adjusted Gross Income	One Child	Two Children	Three Children	Four Children	Five Children	Six Children
2900	483	734	883	986	1084	1179
2950	491	745	896	1001	1101	1197
3000	498	757	910	1017	1118	1216
3050	506	768	924	1032	1135	1234
3100	514	780	938	1047	1152	1252
3150	521	791	952	1063	1169	1271
3200	529	803	965	1078	1186	1289
3250	536	814	979	1094	1203	1308
3300	544	826	993	1109	1220	1326
3350	551	837	1006	1123	1236	1343
3400	559	848	1019	1138	1252	1361
3450	566	859	1032	1152	1268	1378
3500	574	870	1045	1167	1283	1395
3550	581	881	1057	1181	1299	1412
3600	588	892	1070	1196	1315	1430
3650	596	903	1083	1210	1331	1447
3700	603	914	1096	1224	1347	1464
3750	611	925	1109	1239	1363	1481
3800	618	936	1122	1253	1379	1499
3850	626	947	1135	1268	1395	1516
3900	632	956	1146	1280	1408	1531
3950	638	966	1157	1293	1422	1546
4000	645	975	1168	1305	1436	1561
4050	651	985	1180	1318	1449	1575
4100	658	994	1191	1330	1463	1590
4150	664	1004	1202	1342	1477	1605
4200	670	1013	1213	1355	1490	1620
4250	677	1023	1224	1367	1504	1635
4300	682	1030	1233	1377	1515	1647
4350	687	1038	1242	1387	1526	1658
4400	693	1046	1251	1397	1537	1670
4450	698	1054	1260	1407	1548	1682
4500	704	1062	1268	1417	1559	1694
4550	709	1069	1277	1427	1569	1706
4600	714	1077	1286	1437	1580	1718
4650	720	1085	1295	1447	1591	1730
4700	725	1093	1304	1457	1602	1742
4750	731	1100	1313	1466	1613	1753
4800	736	1108	1322	1476	1624	1765
4850	741	1116	1331	1486	1635	1777
4900	747	1124	1339	1496	1646	1789

Exhibit 4: Updated Schedule						
Combined Adjusted Gross Income	One Child	Two Children	Three Children	Four Children	Five Children	Six Children
4950	752	1131	1348	1506	1656	1800
5000	755	1136	1353	1511	1662	1807
5050	759	1141	1358	1516	1668	1813
5100	762	1145	1362	1522	1674	1820
5150	766	1150	1367	1527	1680	1826
5200	769	1155	1372	1533	1686	1833
5250	773	1159	1377	1538	1692	1839
5300	776	1164	1382	1544	1698	1846
5350	780	1169	1387	1549	1704	1852
5400	783	1173	1392	1554	1710	1859
5450	787	1178	1397	1560	1716	1865
5500	790	1183	1401	1565	1722	1872
5550	794	1187	1406	1571	1728	1878
5600	797	1192	1411	1576	1734	1885
5650	800	1196	1416	1582	1740	1891
5700	803	1201	1421	1587	1746	1897
5750	806	1205	1425	1592	1751	1904
5800	809	1209	1430	1598	1757	1910
5850	812	1213	1435	1603	1763	1917
5900	815	1217	1440	1608	1769	1923
5950	818	1221	1444	1613	1775	1929
6000	821	1226	1449	1619	1781	1936
6050	823	1230	1454	1624	1787	1942
6100	826	1234	1459	1629	1792	1948
6150	829	1238	1464	1635	1798	1955
6200	832	1242	1468	1640	1804	1961
6250	835	1246	1473	1645	1810	1967
6300	838	1251	1478	1651	1816	1974
6350	841	1255	1483	1656	1822	1980
6400	844	1259	1487	1661	1827	1986
6450	847	1263	1492	1667	1833	1993
6500	849	1267	1497	1672	1839	1999
6550	852	1271	1502	1677	1845	2005
6600	855	1276	1506	1683	1851	2012
6650	858	1280	1511	1688	1857	2018
6700	861	1285	1517	1694	1864	2026
6750	865	1291	1524	1703	1873	2036
6800	869	1297	1532	1711	1882	2046
6850	873	1303	1539	1719	1891	2056
6900	877	1309	1547	1728	1900	2066
6950	881	1315	1554	1736	1909	2076

Exhibit 4: Updated Schedule						
Combined Adjusted Gross Income	One Child	Two Children	Three Children	Four Children	Five Children	Six Children
7000	885	1321	1561	1744	1919	2085
7050	889	1328	1569	1752	1928	2095
7100	893	1334	1576	1761	1937	2105
7150	897	1340	1584	1769	1946	2115
7200	901	1346	1591	1777	1955	2125
7250	905	1352	1599	1786	1964	2135
7300	909	1358	1606	1794	1973	2145
7350	913	1364	1613	1802	1982	2155
7400	917	1370	1621	1810	1991	2165
7450	921	1376	1628	1819	2001	2175
7500	925	1382	1636	1827	2010	2185
7550	929	1389	1643	1835	2019	2194
7600	933	1395	1650	1844	2028	2204
7650	937	1401	1658	1852	2037	2214
7700	941	1407	1665	1860	2046	2224
7750	944	1411	1670	1865	2051	2230
7800	946	1413	1672	1867	2054	2233
7850	948	1416	1674	1870	2057	2236
7900	950	1419	1676	1873	2060	2239
7950	953	1421	1679	1875	2063	2242
8000	955	1424	1681	1878	2065	2245
8050	957	1426	1683	1880	2068	2248
8100	959	1429	1685	1883	2071	2251
8150	961	1432	1688	1885	2074	2254
8200	963	1434	1690	1888	2076	2257
8250	965	1436	1692	1890	2079	2260
8300	967	1439	1694	1892	2082	2263
8350	969	1441	1696	1895	2084	2266
8400	971	1444	1699	1897	2087	2269
8450	973	1446	1701	1899	2089	2271
8500	974	1447	1702	1901	2091	2273
8550	975	1449	1704	1903	2093	2276
8600	976	1450	1705	1905	2096	2278
8650	977	1452	1707	1907	2098	2280
8700	978	1453	1709	1909	2100	2282
8750	979	1455	1710	1911	2102	2284
8800	980	1456	1712	1912	2104	2287
8850	981	1457	1714	1914	2106	2289
8900	982	1459	1715	1916	2108	2291
8950	983	1460	1717	1918	2110	2293
9000	984	1462	1719	1920	2112	2295

Exhibit 4: Updated Schedule						
Combined Adjusted Gross Income	One Child	Two Children	Three Children	Four Children	Five Children	Six Children
9050	985	1463	1720	1922	2114	2298
9100	986	1465	1722	1923	2116	2300
9150	987	1466	1724	1925	2118	2302
9200	991	1471	1730	1932	2125	2310
9250	994	1477	1737	1940	2134	2319
9300	998	1483	1743	1947	2142	2328
9350	1002	1488	1750	1955	2150	2337
9400	1005	1494	1757	1962	2159	2346
9450	1009	1499	1764	1970	2167	2355
9500	1013	1505	1771	1978	2176	2365
9550	1017	1511	1778	1986	2185	2375
9600	1021	1518	1786	1995	2194	2385
9650	1025	1524	1793	2003	2203	2395
9700	1029	1530	1801	2011	2212	2405
9750	1033	1536	1808	2020	2222	2415
9800	1037	1543	1816	2028	2231	2425
9850	1041	1549	1823	2036	2240	2435
9900	1046	1555	1831	2045	2249	2445
9950	1050	1561	1838	2053	2258	2455
10000	1054	1567	1845	2061	2268	2465
10050	1058	1574	1853	2070	2277	2475
10100	1062	1580	1860	2078	2286	2485
10150	1066	1586	1868	2086	2295	2495
10200	1070	1592	1875	2095	2304	2505
10250	1074	1599	1883	2103	2314	2515
10300	1079	1605	1891	2112	2323	2525
10350	1083	1611	1898	2121	2333	2536
10400	1087	1618	1906	2129	2342	2546
10450	1091	1624	1914	2138	2351	2556
10500	1095	1631	1921	2146	2361	2566
10550	1100	1637	1929	2155	2370	2576
10600	1104	1643	1937	2163	2380	2587
10650	1108	1650	1944	2172	2389	2597
10700	1112	1656	1952	2180	2398	2607
10750	1117	1662	1960	2189	2408	2617
10800	1121	1669	1967	2197	2417	2627
10850	1125	1675	1975	2206	2427	2638
10900	1129	1682	1983	2214	2436	2648
10950	1134	1688	1990	2223	2445	2658
11000	1138	1694	1998	2232	2455	2668
11050	1142	1701	2005	2240	2464	2678

Exhibit 4: Updated Schedule						
Combined Adjusted Gross Income	One Child	Two Children	Three Children	Four Children	Five Children	Six Children
11100	1146	1707	2013	2249	2474	2689
11150	1150	1714	2021	2257	2483	2699
11200	1154	1718	2026	2263	2489	2706
11250	1157	1722	2030	2267	2494	2711
11300	1159	1726	2034	2272	2499	2717
11350	1162	1730	2038	2276	2504	2722
11400	1165	1733	2042	2281	2509	2727
11450	1168	1737	2046	2285	2514	2733
11500	1171	1741	2050	2290	2519	2738
11550	1173	1745	2054	2294	2524	2743
11600	1176	1749	2058	2299	2529	2749
11650	1179	1752	2062	2303	2534	2754
11700	1182	1756	2066	2308	2538	2759
11750	1185	1760	2070	2312	2543	2765
11800	1187	1764	2074	2317	2548	2770
11850	1190	1768	2078	2321	2553	2775
11900	1193	1771	2082	2326	2558	2781
11950	1196	1775	2086	2330	2563	2786
12000	1199	1779	2090	2335	2568	2791
12050	1201	1783	2094	2339	2573	2797
12100	1204	1787	2098	2344	2578	2802
12150	1207	1790	2102	2348	2583	2808
12200	1210	1795	2107	2354	2589	2815
12250	1213	1800	2113	2360	2596	2822
12300	1216	1804	2118	2366	2603	2829
12350	1220	1809	2124	2372	2610	2837
12400	1223	1814	2129	2378	2616	2844
12450	1226	1818	2135	2384	2623	2851
12500	1229	1823	2140	2391	2630	2858
12550	1232	1828	2146	2397	2636	2866
12600	1235	1832	2151	2403	2643	2873
12650	1239	1837	2157	2409	2650	2880
12700	1242	1842	2162	2415	2657	2888
12750	1245	1846	2168	2421	2663	2895
12800	1248	1851	2173	2427	2670	2902
12850	1251	1856	2178	2433	2677	2910
12900	1254	1860	2184	2439	2683	2917
12950	1257	1865	2189	2446	2690	2924
13000	1261	1870	2195	2452	2697	2931
13050	1264	1874	2200	2458	2704	2939
13100	1267	1879	2206	2464	2710	2946

Exhibit 4: Updated Schedule						
Combined Adjusted Gross Income	One Child	Two Children	Three Children	Four Children	Five Children	Six Children
13150	1270	1884	2211	2470	2717	2953
13200	1273	1888	2217	2476	2724	2961
13250	1276	1893	2222	2482	2730	2968
13300	1279	1898	2228	2488	2737	2975
13350	1283	1902	2233	2494	2744	2983
13400	1286	1907	2239	2501	2751	2990
13450	1289	1912	2244	2507	2757	2997
13500	1292	1916	2250	2513	2764	3005
13550	1295	1921	2256	2520	2772	3013
13600	1297	1925	2262	2526	2779	3021
13650	1300	1930	2268	2533	2786	3029
13700	1303	1935	2274	2540	2794	3037
13750	1306	1939	2280	2546	2801	3045
13800	1308	1944	2286	2553	2808	3053
13850	1311	1948	2292	2560	2816	3061
13900	1314	1953	2298	2566	2823	3069
13950	1317	1957	2304	2573	2830	3077
14000	1320	1962	2310	2580	2838	3085
14050	1322	1967	2316	2586	2845	3093
14100	1325	1971	2322	2593	2852	3101
14150	1328	1976	2328	2600	2860	3109
14200	1331	1980	2333	2607	2867	3117
14250	1334	1985	2339	2613	2875	3125
14300	1336	1990	2345	2620	2882	3133
14350	1339	1994	2351	2627	2889	3141
14400	1342	1999	2357	2633	2897	3149
14450	1345	2003	2363	2640	2904	3157
14500	1347	2008	2369	2647	2911	3164
14550	1350	2013	2375	2653	2919	3172
14600	1353	2017	2381	2660	2926	3180
14650	1356	2022	2387	2667	2933	3188
14700	1359	2026	2393	2673	2941	3196
14750	1361	2031	2399	2680	2948	3204
14800	1364	2036	2405	2686	2955	3212
14850	1368	2040	2410	2692	2961	3219
14900	1371	2045	2415	2698	2967	3226
14950	1375	2050	2420	2703	2974	3232
15000	1378	2055	2425	2709	2980	3239
15050	1382	2059	2430	2714	2986	3246
15100	1385	2064	2435	2720	2992	3252
15150	1389	2069	2440	2726	2998	3259

Exhibit 4: Updated Schedule						
Combined Adjusted Gross Income	One Child	Two Children	Three Children	Four Children	Five Children	Six Children
15200	1392	2074	2445	2731	3004	3266
15250	1396	2078	2450	2737	3010	3272
15300	1400	2083	2455	2742	3017	3279
15350	1403	2088	2460	2748	3023	3286
15400	1407	2093	2465	2754	3029	3292
15450	1410	2098	2470	2759	3035	3299
15500	1414	2102	2475	2765	3041	3306
15550	1417	2107	2480	2770	3047	3312
15600	1421	2112	2485	2776	3053	3319
15650	1424	2117	2490	2781	3060	3326
15700	1428	2121	2495	2787	3066	3333
15750	1431	2126	2500	2793	3072	3339
15800	1435	2131	2505	2798	3078	3346
15850	1438	2136	2510	2804	3084	3353
15900	1442	2140	2515	2809	3090	3359
15950	1445	2145	2520	2815	3097	3366
16000	1449	2150	2525	2821	3103	3373
16050	1453	2155	2530	2826	3109	3379
16100	1456	2159	2535	2832	3115	3386
16150	1458	2162	2538	2835	3119	3390
16200	1459	2164	2541	2838	3122	3394
16250	1461	2167	2544	2841	3125	3397
16300	1462	2169	2546	2844	3128	3401
16350	1464	2171	2549	2847	3132	3404
16400	1465	2173	2551	2850	3135	3408
16450	1466	2175	2554	2853	3138	3411
16500	1468	2177	2557	2856	3141	3415
16550	1469	2179	2559	2859	3144	3418
16600	1471	2182	2562	2862	3148	3422
16650	1472	2184	2564	2864	3151	3425
16700	1473	2186	2567	2867	3154	3428
16750	1475	2188	2570	2870	3157	3432
16800	1476	2190	2572	2873	3160	3435
16850	1477	2192	2575	2876	3164	3439
16900	1479	2194	2577	2879	3167	3442
16950	1480	2196	2580	2882	3170	3446
17000	1481	2198	2582	2885	3173	3449
17050	1483	2200	2585	2887	3176	3452
17100	1484	2203	2588	2890	3179	3456
17150	1486	2205	2590	2893	3182	3459
17200	1487	2207	2593	2896	3186	3463

Exhibit 4: Updated Schedule						
Combined Adjusted Gross Income	One Child	Two Children	Three Children	Four Children	Five Children	Six Children
17250	1488	2209	2595	2899	3189	3466
17300	1490	2211	2598	2902	3192	3470
17350	1491	2213	2600	2905	3195	3473
17400	1492	2215	2603	2907	3198	3476
17450	1494	2217	2605	2910	3201	3480
17500	1495	2219	2608	2913	3204	3483
17550	1497	2222	2611	2916	3208	3487
17600	1498	2224	2613	2919	3211	3490
17650	1499	2226	2616	2922	3214	3494
17700	1501	2228	2618	2925	3217	3497
17750	1502	2230	2621	2928	3220	3500
17800	1503	2232	2623	2930	3223	3504
17850	1505	2234	2626	2933	3227	3507
17900	1506	2236	2629	2936	3230	3511
17950	1507	2238	2631	2939	3233	3514
18000	1509	2240	2634	2942	3236	3518
18050	1510	2243	2636	2945	3239	3521
18100	1512	2245	2639	2948	3242	3524
18150	1513	2247	2641	2950	3245	3528
18200	1514	2249	2644	2953	3249	3531
18250	1516	2251	2647	2956	3252	3535
18300	1517	2253	2649	2959	3255	3538
18350	1520	2256	2652	2963	3259	3542
18400	1522	2259	2655	2966	3263	3547
18450	1524	2262	2658	2970	3266	3551
18500	1526	2265	2662	2973	3270	3555
18550	1528	2268	2665	2976	3274	3559
18600	1530	2271	2668	2980	3278	3563
18650	1532	2274	2671	2983	3282	3567
18700	1535	2277	2674	2987	3285	3571
18750	1537	2280	2677	2990	3289	3575
18800	1539	2283	2680	2994	3293	3579
18850	1541	2285	2683	2997	3297	3584
18900	1543	2288	2686	3000	3301	3588
18950	1545	2291	2689	3004	3304	3592
19000	1547	2294	2692	3007	3308	3596
19050	1550	2297	2695	3011	3312	3600
19100	1552	2300	2698	3014	3316	3604
19150	1554	2303	2702	3018	3319	3608
19200	1556	2306	2705	3021	3323	3612
19250	1558	2309	2708	3025	3327	3616

Exhibit 4: Updated Schedule						
Combined Adjusted Gross Income	One Child	Two Children	Three Children	Four Children	Five Children	Six Children
19300	1560	2312	2711	3028	3331	3621
19350	1563	2315	2714	3031	3335	3625
19400	1565	2318	2717	3035	3338	3629
19450	1567	2320	2720	3038	3342	3633
19500	1569	2323	2723	3042	3346	3637
19550	1571	2326	2726	3045	3350	3641
19600	1573	2329	2729	3049	3353	3645
19650	1575	2332	2732	3052	3357	3649
19700	1578	2335	2735	3055	3361	3653
19750	1580	2338	2738	3059	3365	3658
19800	1582	2341	2742	3062	3369	3662
19850	1584	2344	2745	3066	3372	3666
19900	1586	2347	2748	3069	3376	3670
19950	1588	2350	2751	3073	3380	3674
20000	1591	2353	2754	3076	3384	3678
20050	1593	2355	2757	3080	3387	3682
20100	1595	2358	2760	3083	3391	3686
20150	1597	2361	2763	3086	3395	3690
20200	1599	2364	2766	3090	3399	3695
20250	1601	2367	2769	3093	3403	3699
20300	1603	2370	2772	3097	3406	3703
20350	1606	2373	2775	3100	3410	3707
20400	1608	2376	2778	3104	3414	3711
20450	1610	2379	2782	3107	3418	3715
20500	1612	2382	2785	3110	3421	3719
20550	1614	2385	2788	3114	3425	3723
20600	1616	2388	2791	3117	3429	3727
20650	1619	2390	2794	3121	3433	3731
20700	1621	2393	2797	3124	3437	3736
20750	1623	2396	2800	3128	3440	3740
20800	1625	2399	2803	3131	3444	3744
20850	1627	2402	2806	3135	3448	3748
20900	1629	2405	2809	3138	3452	3752
20950	1631	2408	2812	3141	3456	3756
21000	1634	2411	2815	3145	3459	3760
21050	1636	2414	2818	3148	3463	3764
21100	1638	2417	2822	3152	3467	3768
21150	1640	2420	2825	3155	3471	3773
21200	1642	2423	2828	3159	3474	3777
21250	1644	2425	2831	3162	3478	3781
21300	1647	2428	2834	3165	3482	3785

Exhibit 4: Updated Schedule						
Combined Adjusted Gross Income	One Child	Two Children	Three Children	Four Children	Five Children	Six Children
21350	1649	2431	2837	3169	3486	3789
21400	1651	2434	2840	3172	3490	3793
21450	1653	2437	2843	3176	3493	3797
21500	1655	2440	2846	3179	3497	3801
21550	1657	2443	2849	3183	3501	3805
21600	1659	2446	2853	3187	3506	3811
21650	1661	2449	2857	3191	3510	3816
21700	1663	2452	2861	3195	3515	3821
21750	1665	2455	2865	3200	3520	3826
21800	1667	2458	2868	3204	3524	3831
21850	1668	2461	2872	3208	3529	3836
21900	1670	2464	2876	3213	3534	3841
21950	1672	2467	2880	3217	3539	3846
22000	1674	2470	2884	3221	3543	3852
22050	1676	2473	2888	3225	3548	3857
22100	1678	2476	2891	3230	3553	3862
22150	1680	2479	2895	3234	3557	3867
22200	1681	2482	2899	3238	3562	3872
22250	1683	2485	2903	3243	3567	3877
22300	1685	2488	2907	3247	3571	3882
22350	1687	2491	2911	3251	3576	3887
22400	1689	2494	2914	3255	3581	3892
22450	1691	2497	2918	3260	3586	3898
22500	1692	2500	2922	3264	3590	3903
22550	1694	2503	2926	3268	3595	3908
22600	1696	2506	2930	3272	3600	3913
22650	1698	2509	2934	3277	3604	3918
22700	1700	2512	2937	3281	3609	3923
22750	1702	2515	2941	3285	3614	3928
22800	1704	2518	2945	3290	3619	3933
22850	1705	2521	2949	3294	3623	3938
22900	1707	2524	2953	3298	3628	3944
22950	1709	2527	2957	3302	3633	3949
23000	1711	2530	2960	3307	3637	3954
23050	1713	2533	2964	3311	3642	3959
23100	1715	2536	2968	3315	3647	3964
23150	1717	2539	2972	3320	3651	3969
23200	1718	2542	2976	3324	3656	3974
23250	1720	2545	2979	3328	3661	3979
23300	1722	2548	2983	3332	3666	3984
23350	1724	2551	2987	3337	3670	3990

Exhibit 4: Updated Schedule						
Combined Adjusted Gross Income	One Child	Two Children	Three Children	Four Children	Five Children	Six Children
23400	1726	2554	2991	3341	3675	3995
23450	1728	2557	2995	3345	3680	4000
23500	1730	2560	2999	3349	3684	4005
23550	1731	2563	3002	3354	3689	4010
23600	1733	2566	3006	3358	3694	4015
23650	1735	2569	3010	3362	3699	4020
23700	1737	2572	3014	3367	3703	4025
23750	1739	2575	3018	3371	3708	4031
23800	1741	2578	3022	3375	3713	4036
23850	1742	2581	3025	3379	3717	4041
23900	1744	2584	3029	3384	3722	4046
23950	1746	2587	3033	3388	3727	4051
24000	1748	2590	3037	3392	3731	4056
24050	1750	2593	3041	3397	3736	4061
24100	1752	2596	3045	3401	3741	4066
24150	1754	2599	3048	3405	3746	4071
24200	1755	2602	3052	3409	3750	4077
24250	1757	2605	3056	3414	3755	4082
24300	1759	2608	3060	3418	3760	4087
24350	1761	2611	3064	3422	3764	4092
24400	1763	2614	3068	3426	3769	4097
24450	1765	2617	3071	3431	3774	4102
24500	1767	2620	3075	3435	3779	4107
24550	1768	2623	3079	3439	3783	4112
24600	1770	2626	3083	3444	3788	4117
24650	1772	2629	3087	3448	3793	4123
24700	1774	2632	3091	3452	3797	4128
24750	1776	2635	3094	3456	3802	4133
24800	1778	2638	3098	3461	3807	4138
24850	1780	2641	3102	3465	3811	4143
24900	1781	2644	3106	3469	3816	4148
24950	1783	2647	3110	3474	3821	4153
25000	1785	2650	3114	3478	3826	4158
25050	1787	2653	3117	3482	3830	4163
25100	1789	2656	3121	3486	3835	4169
25150	1791	2659	3125	3491	3840	4174
25200	1792	2662	3129	3495	3844	4179
25250	1794	2665	3133	3499	3849	4184
25300	1796	2668	3136	3503	3854	4189
25350	1798	2671	3140	3508	3858	4194
25400	1800	2674	3144	3512	3863	4199

Exhibit 4: Updated Schedule						
Combined Adjusted Gross Income	One Child	Two Children	Three Children	Four Children	Five Children	Six Children
25450	1802	2677	3148	3516	3868	4204
25500	1804	2680	3152	3521	3873	4210
25550	1805	2682	3156	3525	3877	4215
25600	1807	2685	3159	3529	3882	4220
25650	1809	2688	3163	3533	3887	4225
25700	1811	2691	3167	3538	3891	4230
25750	1813	2694	3171	3542	3896	4235
25800	1815	2697	3175	3546	3901	4240
25850	1817	2700	3179	3550	3906	4245
25900	1818	2703	3182	3555	3910	4250
25950	1820	2706	3186	3559	3915	4256
26000	1822	2709	3190	3563	3920	4261
26050	1824	2712	3194	3568	3924	4266
26100	1826	2715	3198	3572	3929	4271
26150	1828	2718	3202	3576	3934	4276
26200	1830	2721	3205	3580	3938	4281
26250	1831	2724	3209	3585	3943	4286
26300	1833	2727	3213	3589	3948	4291
26350	1835	2730	3217	3593	3953	4296
26400	1837	2733	3221	3598	3957	4302
26450	1839	2736	3225	3602	3962	4307
26500	1841	2739	3228	3606	3967	4312
26550	1842	2742	3232	3610	3971	4317
26600	1844	2745	3236	3615	3976	4322
26650	1846	2748	3240	3619	3981	4327
26700	1848	2751	3244	3623	3986	4332
26750	1850	2754	3248	3627	3990	4337
26800	1852	2757	3251	3632	3995	4342
26850	1854	2760	3255	3636	4000	4348
26900	1855	2763	3259	3640	4004	4353
26950	1857	2766	3263	3645	4009	4358
27000	1859	2769	3267	3649	4014	4363
27050	1861	2772	3270	3653	4018	4368
27100	1863	2775	3274	3657	4023	4373
27150	1865	2778	3278	3662	4028	4378
27200	1867	2781	3282	3666	4033	4383
27250	1868	2784	3286	3670	4037	4389
27300	1870	2787	3290	3675	4042	4394
27350	1872	2790	3293	3679	4047	4399
27400	1874	2793	3297	3683	4051	4404
27450	1876	2796	3301	3687	4056	4409

Exhibit 4: Updated Schedule						
Combined Adjusted Gross Income	One Child	Two Children	Three Children	Four Children	Five Children	Six Children
27500	1878	2799	3305	3692	4061	4414
27550	1880	2802	3309	3696	4066	4419
27600	1881	2805	3313	3700	4070	4424
27650	1883	2808	3316	3704	4075	4429
27700	1885	2811	3320	3709	4080	4435
27750	1887	2814	3324	3713	4084	4440
27800	1889	2817	3328	3717	4089	4445
27850	1891	2820	3332	3722	4094	4450
27900	1892	2823	3336	3726	4098	4455
27950	1894	2826	3339	3730	4103	4460
28000	1896	2829	3343	3734	4108	4465
28050	1898	2832	3347	3739	4113	4470
28100	1899	2833	3348	3740	4114	4472
28150	1900	2834	3349	3741	4115	4473
28200	1900	2835	3349	3741	4115	4473
28250	1901	2836	3350	3742	4116	4474
28300	1902	2836	3350	3742	4116	4474
28350	1902	2837	3351	3743	4117	4475
28400	1903	2838	3351	3743	4117	4476
28450	1904	2838	3351	3744	4118	4476
28500	1904	2839	3352	3744	4118	4477
28550	1905	2840	3352	3745	4119	4477
28600	1906	2840	3353	3745	4120	4478
28650	1906	2841	3353	3745	4120	4478
28700	1907	2842	3354	3746	4121	4479
28750	1908	2842	3354	3746	4121	4480
28800	1908	2843	3354	3747	4122	4480
28850	1909	2844	3355	3747	4122	4481
28900	1909	2844	3355	3748	4123	4481
28950	1910	2845	3356	3748	4123	4482
29000	1911	2846	3356	3749	4124	4483
29050	1911	2846	3357	3749	4124	4483
29100	1912	2847	3357	3750	4125	4484
29150	1913	2848	3358	3750	4125	4484
29200	1913	2848	3358	3751	4126	4485
29250	1914	2849	3358	3751	4126	4485
29300	1915	2850	3359	3752	4127	4486
29350	1915	2850	3359	3752	4128	4487
29400	1916	2851	3360	3753	4128	4487
29450	1917	2852	3360	3753	4129	4488
29500	1917	2852	3361	3754	4129	4488

Exhibit 4: Updated Schedule						
Combined Adjusted Gross Income	One Child	Two Children	Three Children	Four Children	Five Children	Six Children
29550	1918	2853	3361	3754	4130	4489
29600	1919	2854	3361	3755	4130	4490
29650	1919	2855	3362	3755	4131	4490
29700	1920	2855	3362	3756	4131	4491
29750	1921	2856	3363	3756	4132	4491
29800	1921	2857	3363	3757	4132	4492
29850	1922	2857	3364	3757	4133	4492
29900	1923	2858	3364	3758	4133	4493
29950	1923	2859	3365	3758	4134	4494
30000	1924	2859	3365	3759	4135	4494
30050	1925	2860	3365	3759	4135	4495
30100	1925	2861	3366	3760	4136	4495
30150	1926	2861	3366	3760	4136	4496
30200	1926	2862	3367	3761	4137	4497
30250	1927	2863	3367	3761	4137	4497
30300	1928	2863	3368	3762	4138	4498
30350	1928	2864	3368	3762	4138	4498
30400	1929	2865	3368	3763	4139	4499
30450	1930	2865	3369	3763	4139	4499
30500	1930	2866	3369	3764	4140	4500
30550	1931	2867	3370	3764	4140	4501
30600	1932	2867	3370	3765	4141	4501
30650	1932	2868	3371	3765	4141	4502
30700	1933	2869	3371	3765	4142	4502
30750	1934	2869	3371	3766	4143	4503
30800	1934	2870	3372	3766	4143	4504
30850	1935	2871	3372	3767	4144	4504
30900	1936	2871	3373	3767	4144	4505
30950	1936	2872	3373	3768	4145	4505
31000	1937	2873	3374	3768	4145	4506
31050	1938	2874	3374	3769	4146	4506
31100	1938	2874	3375	3769	4146	4507
31150	1939	2875	3375	3770	4147	4508
31200	1940	2876	3375	3770	4147	4508
31250	1940	2876	3376	3771	4148	4509
31300	1941	2877	3376	3771	4148	4509
31350	1942	2878	3377	3772	4149	4510
31400	1942	2878	3377	3772	4150	4511
31450	1943	2879	3378	3773	4150	4511
31500	1943	2880	3378	3773	4151	4512
31550	1944	2880	3378	3774	4151	4512

Exhibit 4: Updated Schedule						
Combined Adjusted Gross Income	One Child	Two Children	Three Children	Four Children	Five Children	Six Children
31600	1945	2881	3379	3774	4152	4513
31650	1945	2882	3379	3775	4152	4513
31700	1946	2882	3380	3775	4153	4514
31750	1947	2883	3380	3776	4153	4515
31800	1947	2884	3381	3776	4154	4515
31850	1948	2884	3381	3777	4154	4516
31900	1949	2885	3382	3777	4155	4516
31950	1949	2886	3382	3778	4155	4517
32000	1950	2886	3382	3778	4156	4518
32050	1951	2887	3383	3779	4156	4518
32100	1951	2888	3383	3779	4157	4519
32150	1952	2888	3384	3780	4158	4519
32200	1953	2889	3384	3780	4158	4520
32250	1953	2890	3385	3781	4159	4520
32300	1954	2890	3385	3781	4159	4521
32350	1955	2891	3385	3782	4160	4522
32400	1955	2892	3386	3782	4160	4522
32450	1956	2893	3386	3783	4161	4523
32500	1957	2893	3387	3783	4161	4523
32550	1957	2894	3387	3784	4162	4524
32600	1958	2895	3388	3784	4162	4525
32650	1959	2895	3388	3784	4163	4525
32700	1959	2896	3389	3785	4163	4526
32750	1960	2897	3389	3785	4164	4526
32800	1960	2897	3389	3786	4165	4527
32850	1961	2898	3390	3786	4165	4527
32900	1962	2899	3390	3787	4166	4528
32950	1962	2899	3391	3787	4166	4529
33000	1963	2900	3391	3788	4167	4529
33050	1964	2901	3392	3788	4167	4530
33100	1964	2901	3392	3789	4168	4530
33150	1965	2902	3392	3789	4168	4531
33200	1966	2903	3393	3790	4169	4532
33250	1966	2903	3393	3790	4169	4532
33300	1967	2904	3394	3791	4170	4533
33350	1968	2905	3394	3791	4170	4533
33400	1968	2905	3395	3792	4171	4534
33450	1969	2906	3395	3792	4172	4534
33500	1970	2907	3395	3793	4172	4535
33550	1970	2907	3396	3793	4173	4536
33600	1971	2908	3396	3794	4173	4536

Exhibit 4: Updated Schedule						
Combined Adjusted Gross Income	One Child	Two Children	Three Children	Four Children	Five Children	Six Children
33650	1972	2909	3397	3794	4174	4537
33700	1972	2909	3397	3795	4174	4537
33750	1973	2910	3398	3795	4175	4538
33800	1974	2911	3398	3796	4175	4539
33850	1974	2912	3399	3796	4176	4539
33900	1975	2912	3399	3797	4176	4540
33950	1976	2913	3399	3797	4177	4540
34000	1976	2914	3400	3798	4177	4541
34050	1977	2914	3400	3798	4178	4541
34100	1977	2915	3401	3799	4178	4542
34150	1978	2916	3401	3799	4179	4543
34200	1979	2916	3402	3800	4179	4543
34250	1979	2917	3402	3800	4180	4544
34300	1980	2917	3402	3800	4181	4544
34350	1981	2918	3403	3801	4181	4545
34400	1981	2919	3403	3801	4182	4545
34450	1982	2919	3404	3802	4182	4546
34500	1983	2920	3404	3802	4183	4546
34550	1983	2921	3405	3803	4183	4547
34600	1984	2921	3405	3803	4184	4548
34650	1984	2922	3405	3804	4184	4548
34700	1985	2923	3406	3804	4185	4549
34750	1986	2923	3406	3805	4185	4549
34800	1986	2924	3407	3805	4186	4550
34850	1987	2925	3407	3806	4186	4550
34900	1988	2925	3407	3806	4187	4551
34950	1988	2926	3408	3807	4187	4552
35000	1989	2927	3408	3807	4188	4552

For gross monthly incomes above \$35,000, add the amount of child support for \$35,000 to the following percentages of gross income above \$35,000.

2.6% 3.4% 3.8% 4.2% 4.6% 5.0%

DETAILED TECHNICAL STEPS AND CONSIDERATIONS

There are several steps taken to develop an updated schedule. They are listed below and discussed in more detail in the remainder of this Section.

1. Select estimate of child-rearing expenditures.
2. Adjust to current price levels.
3. Subtract expenditures on items considered elsewhere in guidelines calculation.

4. Extend the estimates to four and more children.
5. Relate estimates to net income.
6. Back out estimates to gross income.
7. Extrapolate to higher incomes.

Step 1: Select Economic Basis

Virginia's current schedule is based on an old study of child-rearing expenditures that has been updated recently; that is, a study published in 1984 using the Engel methodology. As discussed in the previous section, there have been no new measurements of child-rearing expenditures using the Engel methodology for over a decade and there are two current studies readily available for updating child support schedules: the fourth set of Betson-Rothbarth measurements (BR4) and the USDA study. Most child support guidelines schedules/formulae are based on Betson-Rothbarth (BR) estimates of child-rearing expenditures. BR4 is used to develop the updated schedule provided in this report. A USDA-based schedule would be much higher. (This is evident by the percentages shown in Exhibit 1.)

Step 2: Adjust to Current Price Levels

The BR4 measurements of child-rearing expenditures reflect 2012 price levels. They have been updated to April 2013 price levels, which was the most recent price index published by the U.S. Bureau of Labor Statistics.

Step 3: Subtract Highly Variable Expenses

The studies measuring child-rearing expenditures include all expenditures on the children, including work-related child care expenses, the cost of the child's health insurance benefit, and the child's uninsured, medical expenses. In contrast, most income shares guidelines, including the existing Virginia guidelines, consider the actual amount of these expenses on a case-by-case basis when calculating the support award. Since the actual amounts are considered, they are not included in the schedule. Including them in both the schedule and worksheet would result in double-accounting of those expenses.

Betson provided supplemental information in order to subtract these expenses from his total estimates of child-rearing expenditures for the purposes of developing a schedule. Using the same subset of the CES that he used to measure child-rearing expenditures, he measured the percentage of total expenditures devoted to child care expenses; the percentage of total expenditures devoted to uninsured healthcare expenses, including the cost of the child's health insurance benefits; and expenditures to net income ratios. Exhibit 5 shows these measurements as well as the BR4 measurements of child-rearing expenditures for a range of incomes.

Exhibit 5: Parental Expenditures on Children							
Annual Net Income Ranges (January 2012 dollars)	Number of Observations	Current Consumption as a % of Net Income	Expenditures on Children as a % of Total Consumption Expenditures (Rothbarth -2004-2009 data)			Child Care \$ as a % of Consumption (per child)	Extraordinary Medical \$ as a % of Consumption (per family member)
			1 Child	2 Children	3 Children		
\$25,000 - \$34,999	711	114.61%	22.95%	35.68%	43.94%	0.63%	1.11%
\$35,000 - \$39,999	463	105.39%	23.13%	35.95%	44.25%	0.75%	1.28%
\$40,000 - \$44,999	432	98.85%	23.22%	36.08%	44.41%	0.87%	1.43%
\$45,000 - \$49,999	468	95.66%	23.28%	36.17%	44.52%	1.13%	1.57%
\$50,000 - \$59,999	821	89.18%	23.34%	36.26%	44.62%	1.25%	1.58%
\$60,000 - \$64,999	421	85.17%	23.41%	36.35%	44.73%	1.23%	1.46%
\$65,000 - \$69,999	447	82.64%	23.44%	36.40%	44.79%	1.41%	1.63%
\$70,000 - \$74,999	335	78.18%	23.45%	36.42%	44.81%	1.51%	1.57%
\$75,000 - \$84,999	710	76.06%	23.50%	36.49%	44.89%	1.48%	1.49%
\$85,000 - \$89,999	297	74.54%	23.56%	36.57%	44.99%	1.41%	1.49%
\$90,000 - \$99,999	493	72.70%	23.60%	36.63%	45.06%	1.58%	1.57%
\$100,000 - \$109,999	378	70.15%	23.65%	36.70%	45.14%	1.82%	1.33%
\$110,000 - \$119,999	292	66.42%	23.67%	36.74%	45.18%	1.45%	1.34%
\$120,000 - \$129,999	220	66.26%	23.73%	36.82%	45.28%	1.92%	1.24%
\$130,000 - \$149,999	288	61.26%	23.75%	36.86%	45.32%	1.86%	1.21%
\$150,000 - \$174,999	194	58.69%	23.83%	36.97%	45.45%	2.27%	1.24%
\$175,000 or more	156	50.69%	23.90%	37.06%	45.57%	1.69%	1.08%

Child Care Expenses

Betson's measurements of child care expenses, which are shown in Exhibit 5, represent the average percentage of total expenditures devoted to child care expenses across all families regardless of whether the family incurs any child care expenses. If only those families with child care expenses were included, the percentages would be much higher. The percentage across all families is necessary to back out child care expenses from total child-rearing expenses since the total is derived for all families.

The data on child care expenses are limited because child care expenses that are "necessary" (e.g., those incurred to allow someone to work) cannot be distinguished from "discretionary" child care expenses. This is a limitation because most state guidelines only consider *work-related* child care expenses in the calculation of the child support order. Some state guidelines also consider child care expenses associated with a parent's job search or education aimed at increasing his or her earnings. Since work-related and non-work-related child care expenses cannot be distinguished, work-related child care expenses may be somewhat overstated. If so, too much child care expenses may be subtracted from the estimates. In turn, this would cause the amounts in the obligation schedule to be somewhat less than if work-related and discretionary child care expenses could be separated. Nonetheless, since most child care expenses are work-related, discretionary child care expenses are likely to compose an infinitesimal share of total expenditures. As a consequence, the magnitude of any bias is likely to be negligible.

Healthcare Expenses

The issues relating to healthcare expenses in the development of an income shares schedule are similar to childcare issues, but more complicated. In the CES, healthcare expenses are not broken down in the categories typically considered for child support. Most income shares guidelines consider three types of child healthcare expenses: the child's share of the health insurance premium; the child's extraordinary, uninsured medical expenses; and the child's routine, typical medical expenses. Most income shares guidelines prorate the cost of the child's insurance coverage and the child's extraordinary medical expenses between the parents.

Most income shares schedules include a small amount (e.g., \$250 per child per year) to cover typical, routine medical expenses for an average child. This is intended to cover the copay for the child's well visit, aspirin and other common medical expenses. Without this, all of the child's out-of-pocket medical expenses would be treated as extraordinary. This could necessitate more exchanges between the parents about the child's medical expenses, as well as possibly more court involvement to reduce the child's unpaid medical expenses to judgments such that enforcement actions can be taken. On the other hand, there are no out-of-pocket medical expenses for children enrolled in Medicaid and a nominal amount for children enrolled in CHIP. In 2011, 808,026 Virginia children were enrolled in Medicaid or FAMIS (Virginia's CHIP).²⁵ This amounts to about 40 percent of Virginia children. The percentage is higher for low-income children than high-income children because Medicaid and

²⁵ Center for Medicare and Medicaid Services, (2012). *2011 Annual CHIPRA Report: Steady Growth, New Innovation*, Available from: <http://www.insurekidsnow.gov/chipraannualreport.pdf>.

FAMIS are means-tested. This implies that the amount of out-of-pocket medical expenses incurred for a child’s routine healthcare needs is likely to vary across income ranges.

The updated schedule does not include any of the child’s healthcare expenses including insurance. They are subtracted from the Betson-Rothbarth measurements using the information from Exhibit 5 that shows the percentage of expenditures devoted to out-of-pocket, healthcare expenses per family member.

Illustration of Adjustments

To illustrate these adjustments, consider the one-child expenditures for a family with \$100,000 annual income in Exhibit 5. This information would be used to develop an income shares schedule. The average family of that income spends 23.65 percent of total family expenditures on the one child, with 1.82 percent devoted to childcare expenses and 1.33 percent devoted to medical expenses. The remainder is 20.5 percent (23.65 minus 1.82 minus 1.33 equals 20.5).

Step 4: Extend to Four and More Children

Betson’s estimates only cover one, two, and three children, yet the schedule covers up to six children. The number of families in the CES with four or more children is insufficient to produce reliable estimates. For most income shares schedules, including the existing Virginia schedule, the National Research Council’s (NRC) equivalence scale, as shown below, is used to extend the three-child estimate to four and more children.²⁶

$$= (\text{Number of adults} + 0.7 \times \text{number of children})^{0.7}$$

Application of the equivalence schedule implies that expenditures on four children are 11.7 percent more than the expenditures for three children, expenditures on five children are 10.0 percent more than the expenditures for four children, and expenditures on six children are 8.7 percent more than the expenditures for five children.

There are few alternatives to the NRC. The NRC developed its equivalence scale after extensive research and in consultation with its members, who are national experts on poverty and measurements of economic well-being.

Step 5: Relate the Estimates to Net Income

The Betson-Rothbarth estimates of child-rearing expenditures are expressed as a percentage of total family expenditures. As illustrated in Exhibit 6, families may not spend all of their net or gross income.

Exhibit 6: Family Consumption and Net and Gross Income	
Gross Income:	Federal and State Taxes and FICA
Net Income:	Savings and Other Spending
Family Expenditures:	Total Family Expenditures/Outlays for the Family
	Child’s Share of Total Family Expenditures/Outlays

²⁶ Citro, Constance F. and Robert T. Michael, Editors (1995). *Measuring Poverty: A New Approach*. National Academy Press. Washington, D.C.

Various assumptions can be made to back out the measurements to a net-income base. One assumption is that families spend all of their after-tax income. Under this assumption, family expenditures and after-tax income are equal and no additional adjustment is necessary. The District of Columbia is the only jurisdiction using the Betson estimates to make this assumption. Instead, most income shares schedules, including the existing Virginia schedule, consider the expenditures to consumption ratios observed in the CES. As shown in Exhibit 5, higher income families do not spend all of their net income on current consumption. The percentages derived from Step 3 are multiplied by the expenditures to consumption ratios shown in Exhibit 5. This step produces smaller schedule amounts than what the District of Columbia assumption produces, particularly at higher incomes because higher income households have more savings.

To illustrate this adjustment, continue with the above example, which considers one child from a family with \$100,000 in annual net income. Exhibit 5 shows that families with \$100,000 in annual income (2012 dollars) spend 70.15 percent of their net income on current expenditures. This consumption ratio is multiplied by 20.5, which is the percentage of expenditures devoted to child-rearing expenses less childcare expenses and healthcare expenses for this particular income. The final amount is 14.38 percent.

The consumption rate used in this calculation is capped at 100 percent. This effectively assumes that families should not be required to spend more than their income. However, the actual data finds that on average, families with incomes below about \$40,000 net per year spend more than their income. The lower the family income, the more the family spends exceeding their income on average. To keep schedule amounts reasonable at very low incomes, the calculation for those in the \$25,000 to \$34,999 income bracket is applied to incomes below \$25,000 as well.

Calculate Marginal Percentages

At this point, the application of the steps yields percentages of net income attributable to child-rearing expenditures for one to six children that do not include child care expenses, health insurance premiums, or uninsured, extraordinary medical expenses for several income ranges. To gradually phase between income ranges, most income shares guidelines use marginal percentages that are developed by taking the ratio of (a) the difference in the base support amount between one income bracket and the next bracket and (b) the difference in the monthly net income between the same income brackets.

In turn, basic obligations are calculated by applying the percentage of net income attributable to child-rearing expenditures to the midpoint of each income range. The results for one through three children are shown in Exhibit 7. The amounts for four or more children are calculated using the multipliers shown in Step 3. The schedule of proportions shown in Exhibit 16 functions much like a tax schedule. The midpoint percentage is applied to the net income shown in Exhibit 7. The marginal percentage is applied to any net income above that amount and less than the amount of the net income in the next row. For example, if there is \$5,000 in net monthly income and one child, 18.285 percent is applied to the first \$4,702 in net income and 12.935 percent is applied to the remainder. The result is \$898

which is the sum of \$859.76 ($\$859.76 = 18.285\% \times \$4,702$) and \$38.42 ($\$38.42 = \$297 \times 12.935\%$).

The percentages from the last income bracket shown in Exhibit 7 (i.e., \$17,729 net or about \$28,000 gross) are extended to higher incomes. The highest gross income considered in the schedule is \$35,000, which is equivalent to \$21,796 net. Above \$17,729, there is insufficient number of CES families with very high incomes to know at what rate their expenditures decrease as their income increases. Step 7 describes how the percentages from lower incomes are extrapolated to higher incomes.

Exhibit 7: Table of Support Proportions						
Midpoint of Monthly Net Income Range (2013\$)	1 Child		2 Children		3 Children	
	Midpoint	Marginal	Midpoint	Marginal	Midpoint	Marginal
\$2,565	21.207%	20.709%	32.192%	30.721%	38.705%	\$2,565
\$3,206	21.107%	17.495%	31.897%	25.282%	38.180%	\$3,206
\$3,633	20.682%	11.276%	31.119%	15.141%	37.082%	\$3,633
\$4,061	19.692%	9.374%	29.437%	13.542%	34.840%	\$4,061
\$4,702	18.285%	12.935%	27.270%	19.821%	32.196%	\$4,702
\$5,343	17.643%	6.974%	26.376%	8.386%	31.221%	\$5,343
\$5,771	16.853%	3.464%	25.043%	4.977%	29.455%	\$5,771
\$6,198	15.929%	12.598%	23.659%	19.151%	27.813%	\$6,198
\$6,839	15.617%	13.051%	23.237%	19.713%	27.369%	\$6,839
\$7,480	15.397%	8.672%	22.935%	11.739%	27.046%	\$7,480
\$8,122	14.866%	9.710%	22.051%	14.385%	25.888%	\$8,122
\$8,976	14.375%	8.583%	21.321%	14.166%	25.029%	\$8,976
\$9,831	13.872%	10.904%	20.699%	14.713%	24.457%	\$9,831
\$10,686	13.634%	4.649%	20.220%	7.146%	23.736%	\$10,686
\$11,969	12.672%	7.311%	18.819%	9.903%	22.126%	\$11,969
\$13,892	11.929%	6.289%	17.584%	10.167%	20.509%	\$13,892
\$17,729	10.709%		15.979%		18.884%	

Step 6: Relate to Gross Income

The results from the previous step are child-rearing expenditures that are expressed as a percentage of after-tax income. The final consideration is to back them out to gross income. Most states favor gross-income based schedules. However, transforming BR estimates into a gross-income schedule requires tax assumptions. The most common assumption is that all income is earned and taxed at the rate of a single taxpayer with no dependents. This is the assumption used to develop the existing Virginia schedule. Federal and state employer withholding formulas were used to calculate the tax rates.²⁷

²⁷ The federal and FICA tax withholding formulas are provided in IRS (2013) *Circular E: Employer's Tax Guide*. The IRS employer withholding formula is the same for single persons as it is for heads of household. The Virginia withholding formula is available from the Virginia Department of Taxation. There are two withholding allowances for a single taxpayer using federal IRS guidance.

To be clear, the basic obligation is calculated for net incomes first from the schedule of support proportions shown in Exhibit 7, then backed out to gross income. Specifically, there is a hidden column for the net income equivalent to gross income in the schedule to which the Exhibit 7 schedule of proportions is applied. Exhibit 8 shows an excerpt of the hidden column to help illustrate how an obligation schedule based on gross income is developed.

Exhibit 8: Illustration of the Hidden Net Income Column in Updated Table				
Net Equivalent to Gross Income (Hidden Column)	Combined Adjusted Gross Income	One Child	Two Children	Three Children
\$2,708	\$3,500	\$574	\$870	\$1,045
\$2,744	\$3,550	\$581	\$881	\$1,057
\$2,780	\$3,600	\$588	\$892	\$1,070
\$2,816	\$3,650	\$596	\$903	\$1,083
\$2,852	\$3,700	\$603	\$914	\$1,096
\$2,887	\$3,750	\$611	\$925	\$1,109
\$2,923	\$3,800	\$618	\$936	\$1,122
\$2,959	\$3,850	\$626	\$947	\$1,135
\$2,990	\$3,900	\$632	\$956	\$1,146
\$3,021	\$3,950	\$638	\$966	\$1,157
\$3,052	\$4,000	\$645	\$975	\$1,168

An alternative assumption is to assume that the filing status is married and the number of dependents is equivalent to the number of dependents for whom support is being determined. The District of Columbia is the only jurisdiction to rely on this assumption. It produces a higher schedule than the more common assumption (*i.e.*, single taxpayer with no dependents) produces. This is because there is more after-tax income available for families than individuals with identical incomes because families claim the children as exemptions.

In the past, some have argued that the custodial parent's share of the basic obligation is less than it should be under the single-taxpayer assumption; hence, the noncustodial parent's share is too high. There are two counterarguments to this. One is that the application of the single-taxpayer assumption to the custodial parent produces less combined parental income than it would under other tax assumptions. In turn, the smaller amount of combined parental income translates into a small basic obligation and offsets any underestimation of the custodial parent's after-tax income. The other counterargument is that the tax formula for custodial parents is only substantially different in the year-end tax filing, but there is no difference in the monthly income tax withholding formula for single taxpayers and head-of-households. Further, the income withholding formula is more realistic for family budgeting since families tend to live paycheck to paycheck. The withholding formula does not advance the earned income tax credit and does not consider the child tax credit, which are sources of the tax code that may contribute to more after-tax income for the custodial family assuming the custodial parent claims these credits when filing his or her annual tax return.

Step 7: Extrapolate to Higher Incomes

The proposed schedule covers combined gross incomes through \$35,000 per month. A formula for incomes above that is also provided. The percentages are extrapolated from the information in Exhibit 7. The extrapolation is necessary because the Betson-Rothbarth measurements can only detect how families change their expenditures for every additional dollar of income for combined net incomes up to \$17,729 per month. The extrapolation formula is based on logged income to the third degree. The percentages of the existing high-income formula are derived from applying \$25,000 to the extrapolation results to extend the schedule to combined gross incomes of \$35,000 and then applied to \$50,000 for the high-income formula.

Section V: Comparisons and Conclusions

This report fulfills the federal requirement that states must consider the economic evidence on the cost of raising children as part of a state's review of its child support guidelines. This report also develops an updated schedule for Virginia using current economic data.

SUMMARY OF UPDATED SCHEDULE

Virginia bases its existing schedule on economic data on the cost of raising children available in the late 1980s. The updated schedule is based on the most current data available in 2013. Exhibit 9 summarizes differences in data sources between the schedules.

Exhibit 9: Comparison of Assumptions and Data underlying Existing and Updated Schedules		
	Existing	Updated
Economist and Methodology Used to Measure Child-Rearing Expenditures	Dr. Espenshade using Engel Methodology	Dr. Betson using Rothbarth methodology
Years of Consumer Expenditure Survey	1972-73	2004-2009
Tax Rates	1989	2013
Price levels	1989	2013
Child's medical expenses included in the schedule	\$100 per child	None
Self-support reserve	\$500	None

Most of the changes in the schedule result from new measurements of child-rearing expenditures and price increases. Prices have increased 88 percent since the existing schedule was developed. The increases are not uniform across the schedule because income has increased as well and some items have had more price increases than other items. The income increases are not consistent across all income levels and price increases affect families differently because families of one income group purchase more/less of a particular item than families of another income group do. Median income for all Virginia households (with and without related individuals) increased from \$61,000 (in 2012 dollars) in 1989 to \$64,632 in 2012. In other words, income growth generally outpaced inflation in Virginia. In turn, this indicates that expenditures patterns have also changed over time. The differences in the increased apparel prices and energy prices illustrate that price increases are not uniform across all expenditure items. From 1989 to 2013, the price of apparel increased by less than 10 percent while the price of energy almost tripled.

The new measurements of child-rearing expenditures have an ambiguous effect on the schedule. Depending on income and number of children, the new measurements may be more or less than the previous measurement. Several factors contribute to this. Substantial improvements were made to the Consumer Expenditure Survey (CES) in the 1980s after the publication of Espenshade's study, which forms the basis of the existing schedule. The economic methodology used by Espenshade differs from the economic methodology used to produce the measurements underlying the proposed schedule. In general, the Rothbarth methodology produces amounts lower than the Engel methodology used by Espenshade.

Nonetheless, most states use Rothbarth measurements and there are no current Engel estimates available. Another factor is that the Espenshade measurements were extrapolated for incomes above about \$5,000 per month. The extrapolation is an estimate, so inherently has a margin of error.

Other factors shown in Exhibit 9 have a smaller impact on the amount of the schedule changes. The elimination of the self-support reserve causes some increases at very low incomes. The elimination of any ordinary medical expenses (*i.e.*, \$100 per child) in the schedule reduces the schedule amounts. The impact of changes in tax rates varies with income levels. Decreases in the effective tax rate at low incomes make more income available for child support. Increases in the effective tax rate at higher incomes make less income available for child support. Changes in FICA also have an impact. The social security portion of FICA now applies to incomes above \$100,000 per year. When the schedule was developed, the income cap on the social security portion of FICA was about half that. Medicare applies to an infinite amount of income. The new schedule includes the additional Medicare tax on very high incomes.

COMPARISONS

In viewing the comparisons, it is helpful to note that the vast majority of child support orders cover one or two children. According to Virginia Division of Child Support Enforcement data as of August 2012, the frequency of cases by number of children is:

- One child: 76% of cases;
- Two children: 19% of cases;
- Three children: 4% of cases; and,
- Four or more children: 1% of cases.

This is the number of children on the case and does not count all of the parent's children if a parent has multiple cases or children with more than one partner.

Side-by-Side Schedule Comparisons

Beginning at page 56 of this Appendix are side-by-side comparisons of the existing and updated schedules. The schedule reflects amounts owed by both parents. The support award calculation is based on the obligor's prorated share of the schedule amount and other considerations.

As shown in Appendix A, updating the schedule will generally produce increases. There are some pockets of decreases at gross incomes of \$1,000 to \$2,300 per month. None of the decreases is more than \$50 per month. This results mostly from the improved measure of income in the CES. There is also a small pocket of decreases for two children at incomes around \$8,000 to \$10,000 per month. None of these decreases is more than 3.6 percent. In addition, there are decreases for three or more children at combined gross incomes of \$6,000 to \$12,000 per month and for four or more children above \$32,000 per month.

Case Examples

There are three sets of comparisons of the schedule amounts. They are shown at the end of the document. The first set uses median earnings of Virginia workers by gender and highest educational attainment.²⁸ The second set considers a range of high-income cases in which the parents have disparate income or equal income. The third set considers very low-income cases more typical to the DCSE caseload.

The comparisons assume sole custody, no income adjustments and no add-ons for additional support such as the child's health insurance. The comparisons include amounts from the District of Columbia, Maryland, and North Carolina guidelines.

Comparisons by Median Earnings by Highest Education Attainment

There are five levels of educational attainment considered:

- less than a high school degree²⁹
- high school graduate or GED³⁰
- some college or associate's degree³¹
- Bachelor's degree;³² and
- Graduate or professional degree.³³

It is assumed that the noncustodial parent is male and the custodial parent is female.³⁴

In general, these case examples show small increases that would bring Virginia more in line with the guidelines amounts among its bordering states. The District Columbia amounts are much more at very high incomes because of the District's adjustment for higher housing expenses.

Comparisons at Higher Incomes

The following three case scenarios involving high-income families are considered.

- Noncustodial parent earns \$90,000 per year and custodial parent earns \$30,000 per year.
- Each parent earns \$90,000 per year.
- Noncustodial parent earns \$30,000 per year and custodial parent earns \$90,000 per year.

²⁸ Median annual earnings are for Virginia workers as reported by the 2005 U.S. Census American Community Survey.

²⁹ \$25,272 per year for males and \$14,215 for females.

³⁰ \$32,531 per year for males and \$21,522 for females.

³¹ \$41,531 per year for males and \$27,701 for females.

³² \$61,943 per year for males and \$39,296 for females.

³³ \$86,860 per year for males and \$50,964 for females.

³⁴ According to Virginia DCSE case data, 88% of noncustodial parents are male and 93% of custodial parents are female. The disparity likely results from mothers who are required to pay child support when their children live with a third party.

Comparisons at Very Low Incomes

The following four case scenarios involving low-income families are considered.

- Noncustodial parent earns \$750 per month and custodial parent earns nothing.
- Noncustodial parent earns \$1,000 per month and custodial parent earns nothing.
- Noncustodial parent earns \$1,256 per month (full-time earnings from minimum wage of \$7.25 per hour) and custodial parent earns nothing.
- Both parents earn minimum wage (\$1,256 per month).

The last two cases are more typical to the IV-D caseload. The comparisons show wide variations in the order amounts because of variations in low-income adjustments, particularly among states.

CONCLUSION

Updating the Virginia child support schedule will produce some changes. The changes are appropriate and just.

Exhibit 10: Comparisons for One Child
 Median Earnings by Highest Educational Attainment and Gender

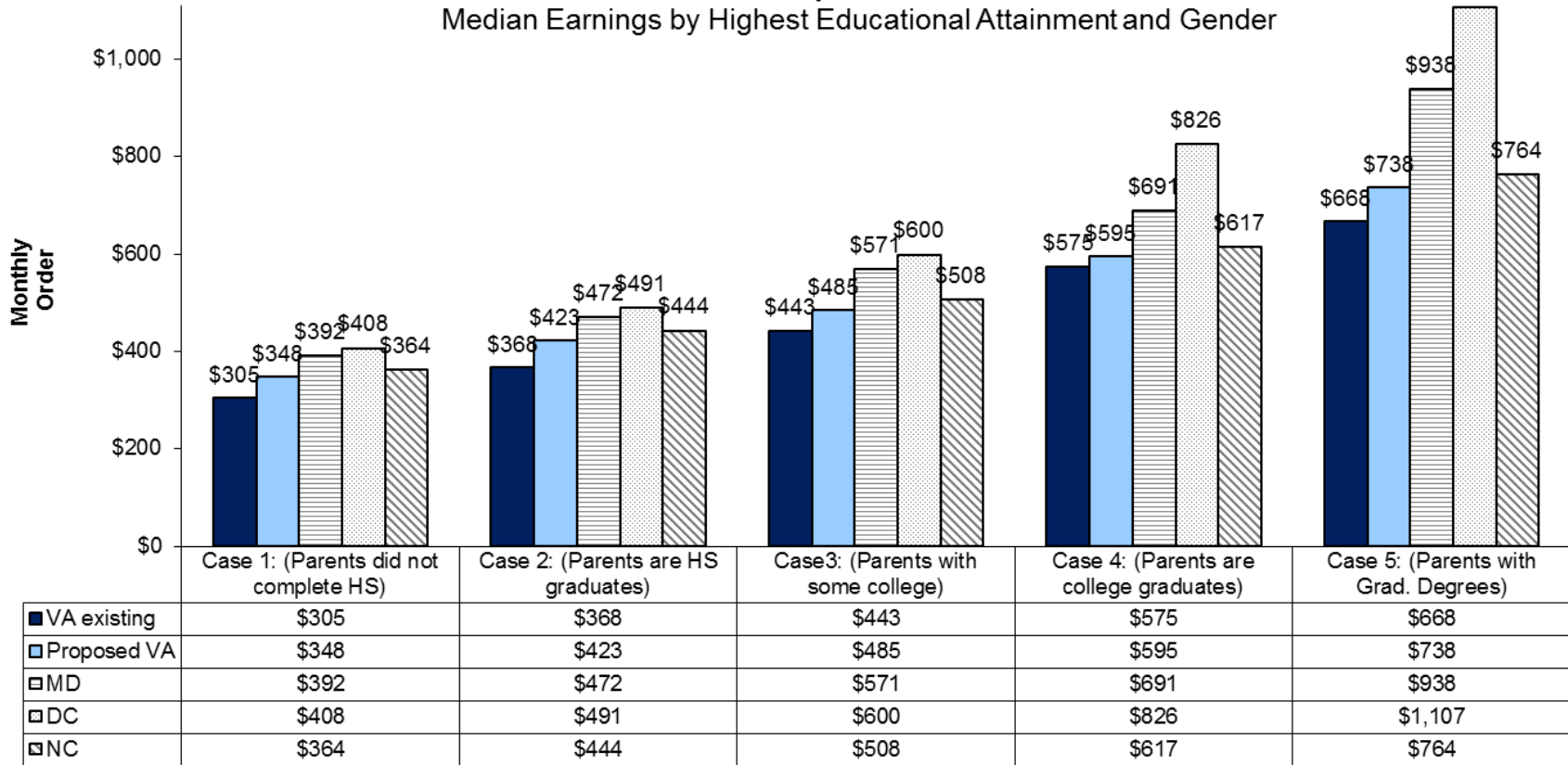


Exhibit 11: Comparisons for Two Children
by Median Earnings by Highest Educational Attainment and Gender

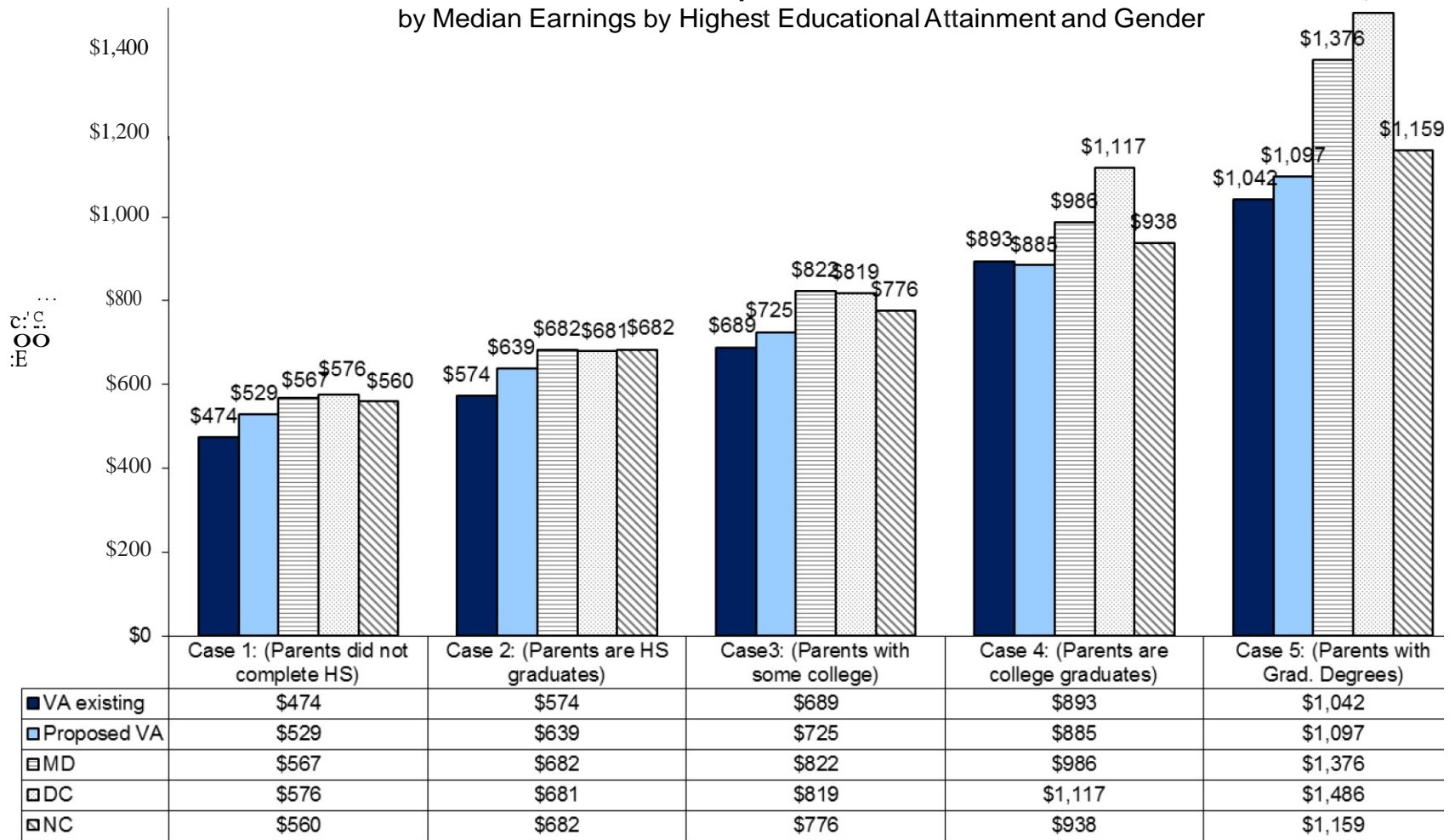
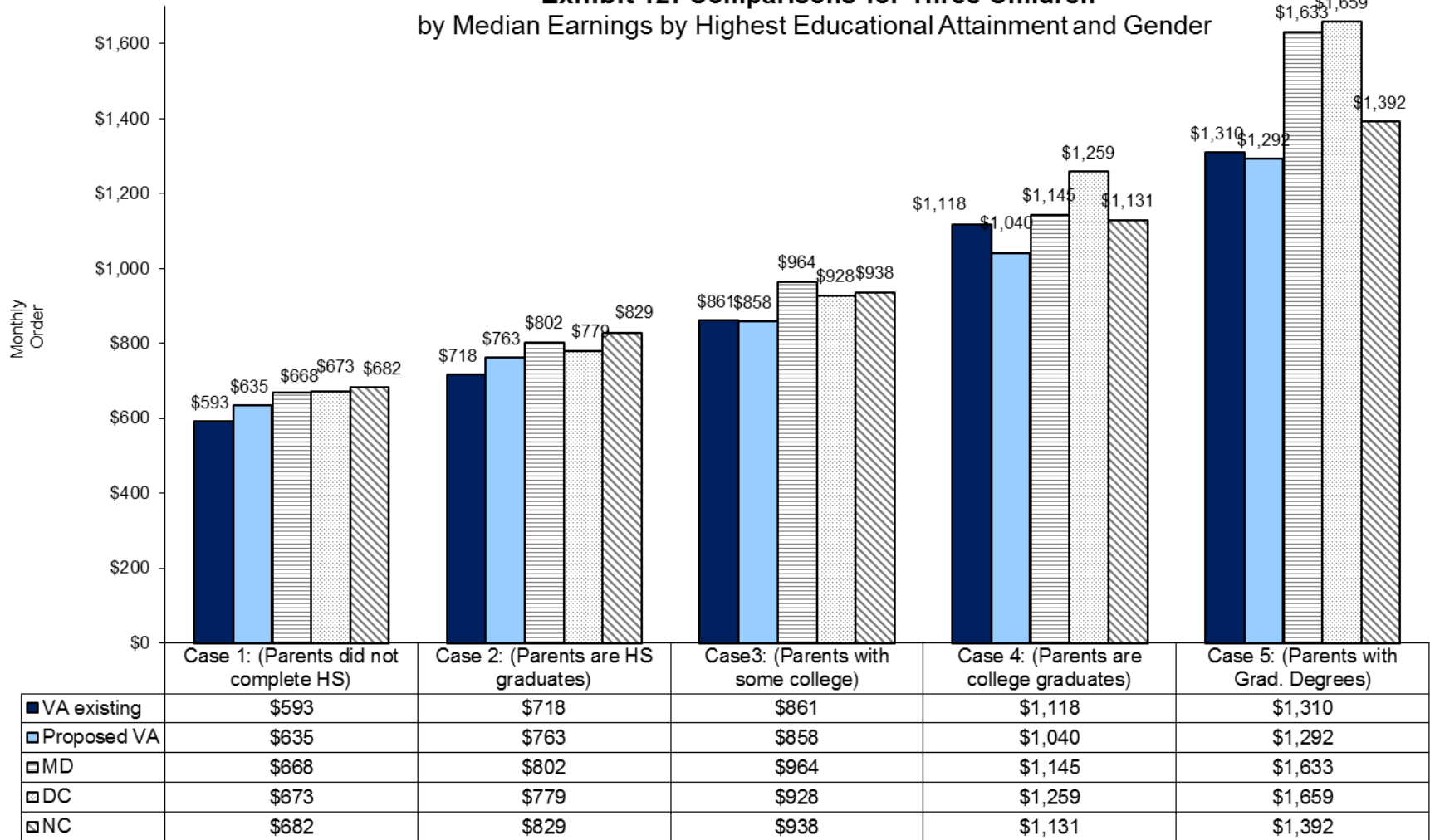
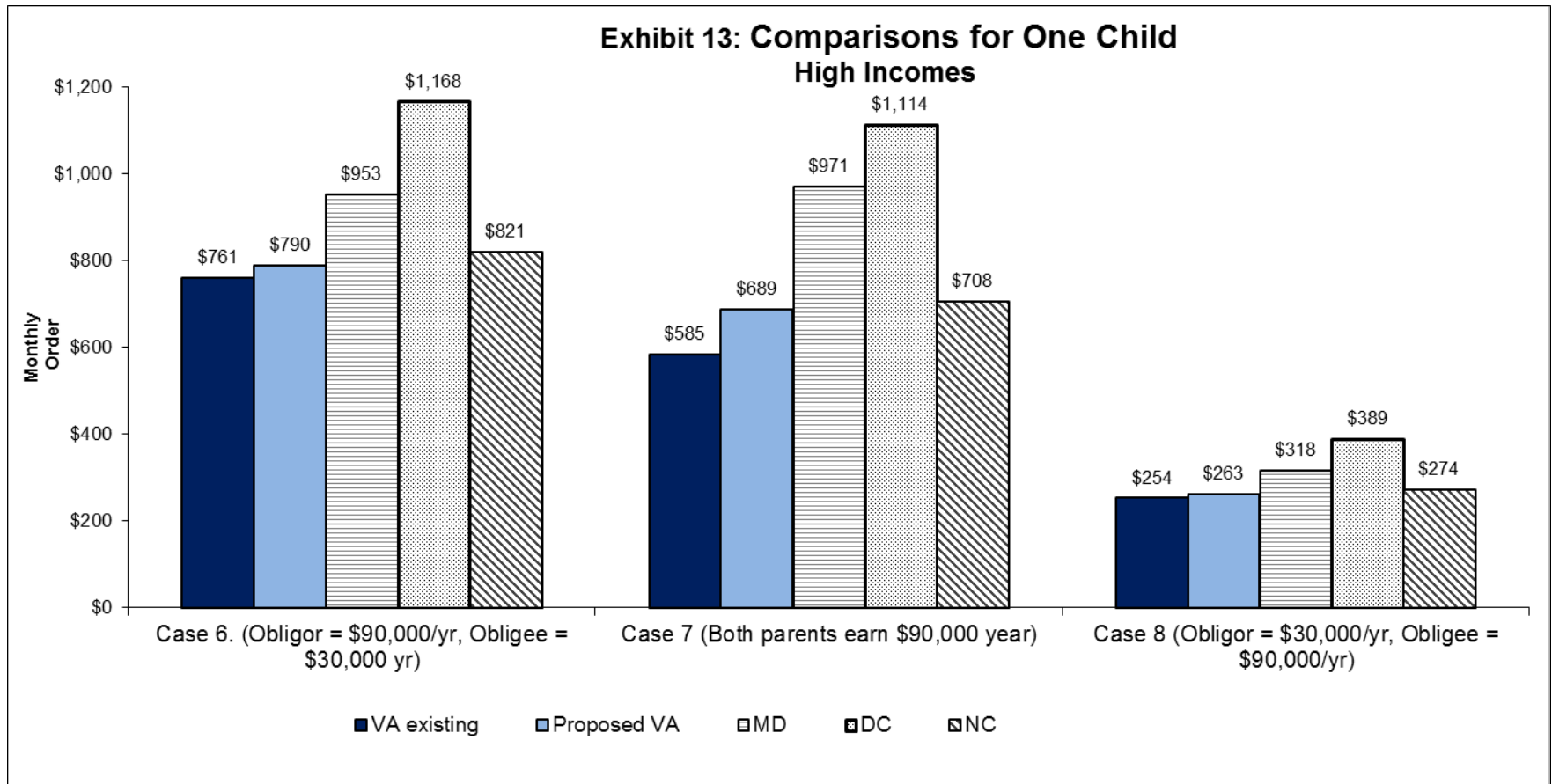
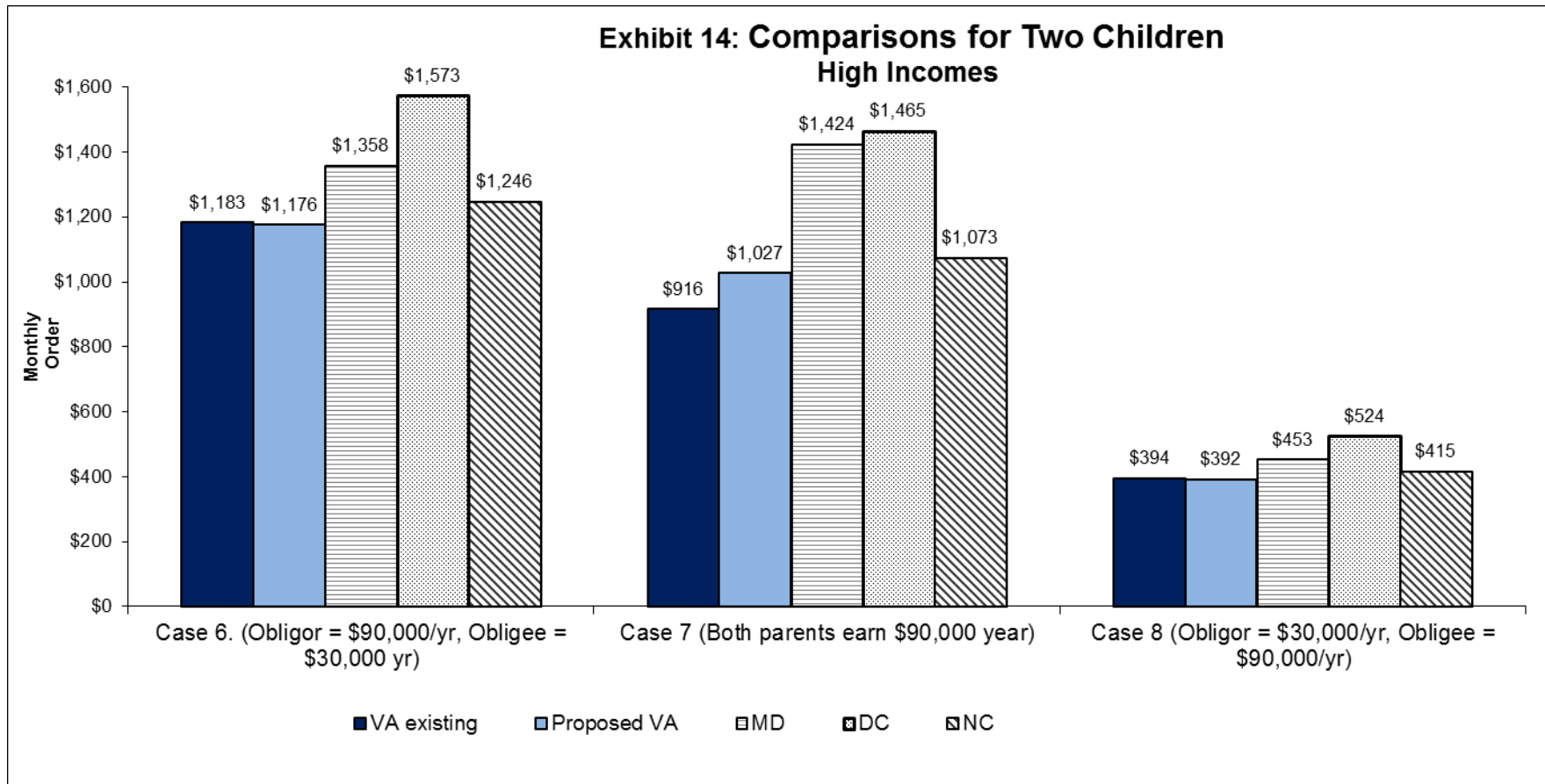
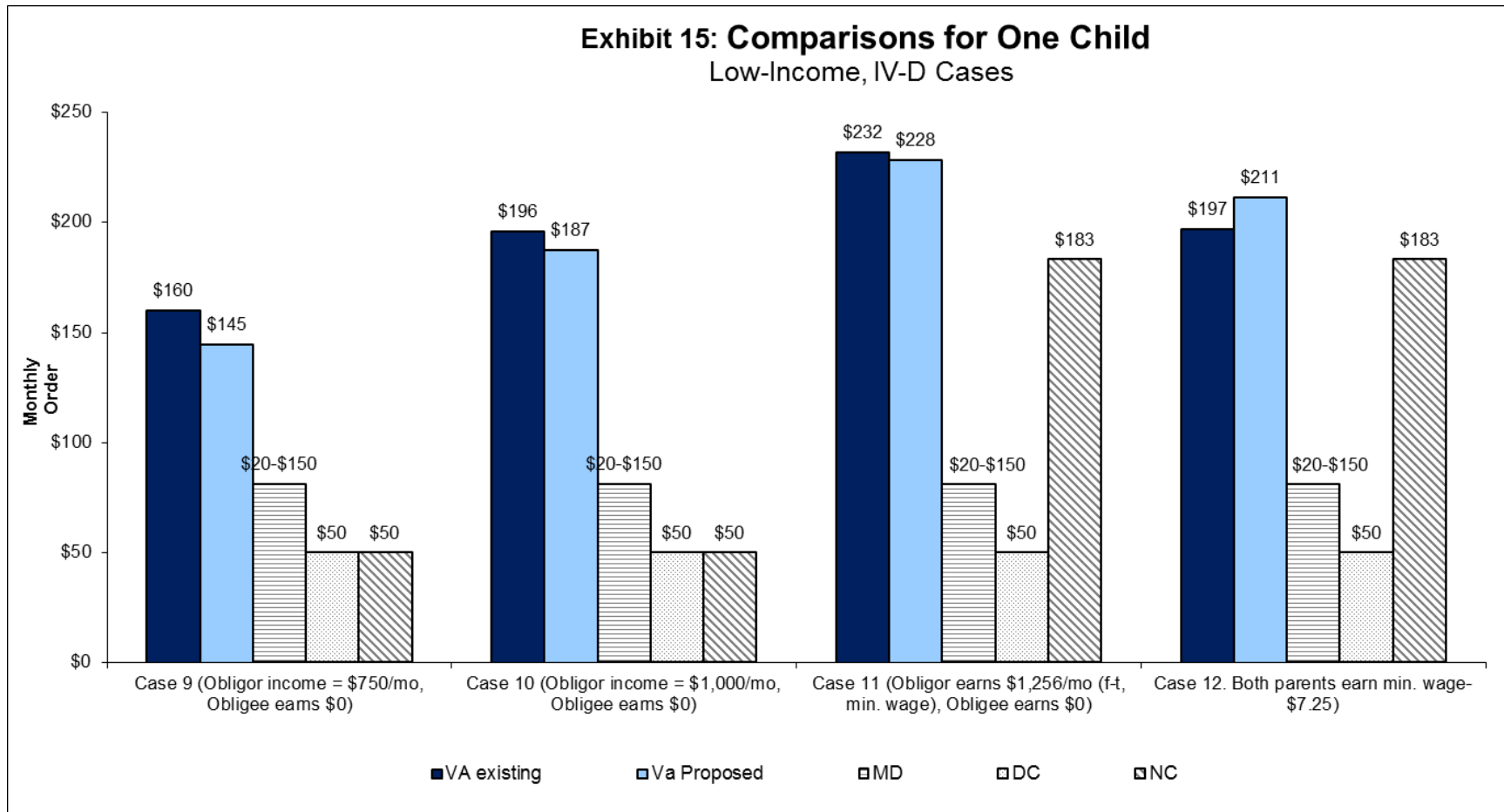


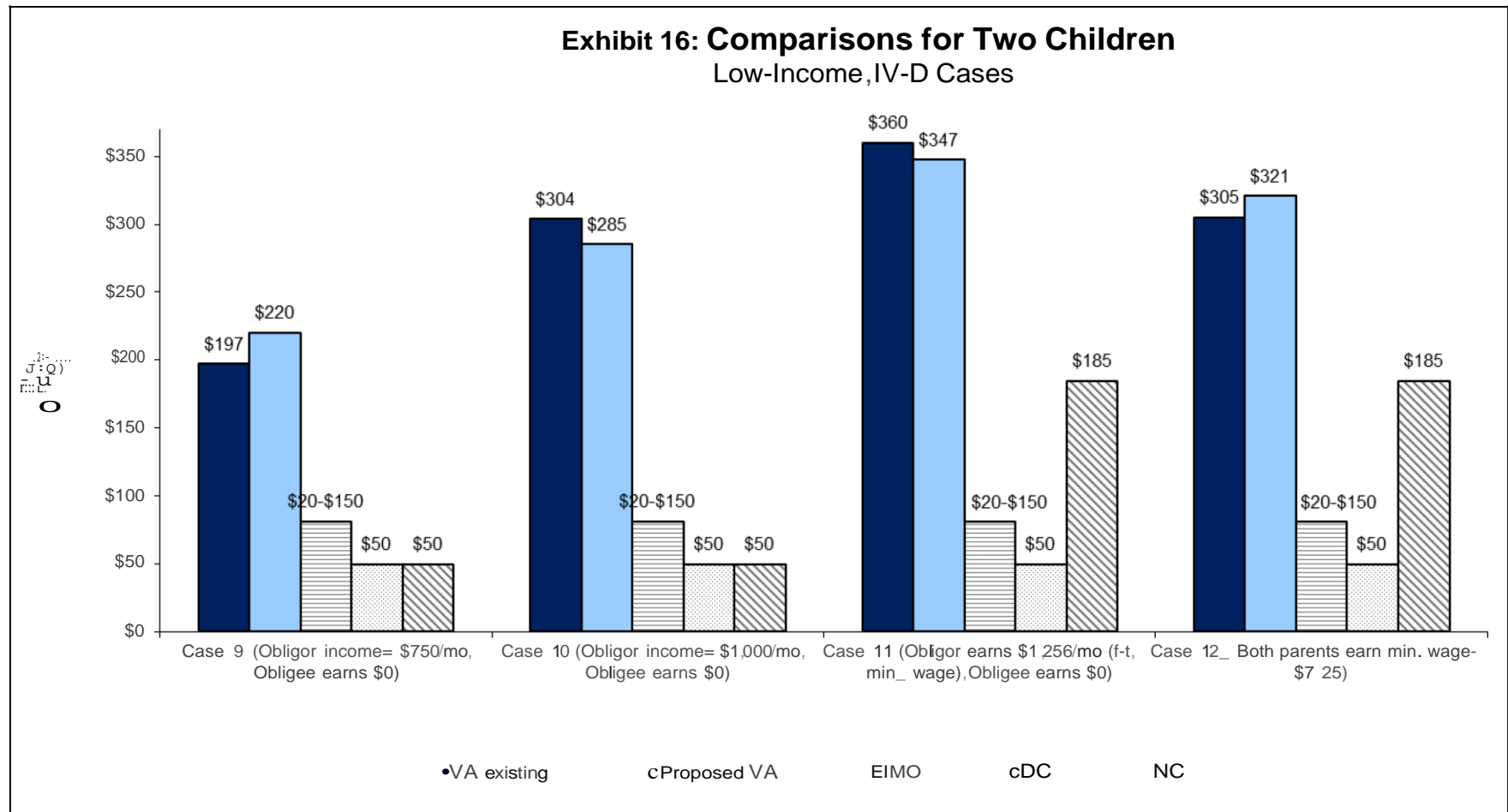
Exhibit 12: Comparisons for Three Children
by Median Earnings by Highest Educational Attainment and Gender











REFERENCES

- American Community Survey (2011). U.S. Census, Washington, D.C. Data available at: <http://www.census.gov>.
- Barnow, Burt S. (1994). "The Economic Studies of Expenditures on Children and Their Relationship to Child Support Guidelines," *Child Support Guidelines: The Next Generation*, U.S. Department of Health and Human Services, Administrative for Children and Families, Office of Child Support Enforcement, Washington, D.C.
- Betson, David M. (2010). "Appendix A: Parental Expenditures on Children," in Judicial Council of California, *Review of Statewide Uniform Child Support Guideline*. San Francisco, California.
- Betson, David M. (2006). "Appendix I: New Estimates of Child-Rearing Costs in State of Oregon Child Support Guidelines Review: Updated Obligation Scales and Other Considerations, Report to State of Oregon, Prepared by Policy Studies Inc., Denver Colorado.
- Betson, David M. (2001). "Section 5: Parental Expenditures on Children," in Judicial Council of California, *Review of Statewide Uniform Child Support Guideline*. San Francisco, California.
- Betson, David M. (1990). *Alternative Estimates of the Cost of Children from the 1980-86 Consumer Expenditure Survey*. Report to U.S. Department of Health and Human Services, Office of the Assistant Secretary for Planning and Evaluation. University of Wisconsin Institute for Research on Poverty, Madison, Wisconsin.
- Bucks, Brian, et al. "Changes in U.S. Family Finances from 2004 to 2007: Evidence from the Survey of Consumer Finance," *Federal Reserve Bulletin* (February 2009).
- Citro, Constance F. and Robert T. Michael, Editors (1995). *Measuring Poverty: A New Approach*. National Academy Press. Washington, D.C.
- Cohen, Gary (June 26, 2013). "Guidance on Hardship Exemption Criteria and Special Enrollment Periods." [Online.] Center for Consumer Information and Insurance Oversight, Centers for Medicare and Medicaid Services, U.S. Department of Health and Human Services, Available at: <http://www.cms.gov/CCIIO/Resources/Regulations-and-Guidance/Downloads/exemptions-guidance-6-26-2013.pdf>.
- Espenshade, Thomas J. (1984). *Investing in Children: New Estimates of Parental Expenditures*. Urban Institute Press: Washington, D.C.
- Federal Office of Child Support Enforcement. (2012). Preliminary Report to Congress: FY2011. Washington, D.C.: Federal Office of Child Support Enforcement. Retrieved from <http://www.acf.hhs.gov/programs/css/resource/fy2011-preliminary-report-schedule-p-18>
-

Grall, Timothy (2011). "Custodial Mothers and Fathers and Their Child Support: 2009," *Current Population Reports*, P60-240, Washington, D.C. (December 2011). Retrieved from <http://www.census.gov/prod/2011pubs/p60-240.pdf>

Judicial Council of California (2006). *Review of the Statewide Uniform Child Support Guidelines: 2006*, Administrative Office of the Courts, San Francisco, California.

Lewin/ICF (1990). *Estimates of Expenditures on Children and Child Support Guidelines*. Report to U.S. Department of Health and Human Services, Office of the Assistant Secretary for Planning and Evaluation. Fairfax, Virginia.

Lino, Mark (2013). *Expenditures on Children by Families: 2012 Annual Report*. U.S. Department of Agriculture, Center for Nutrition and Policy Promotion. Miscellaneous Publication No. 1528-2012, Washington, D.C.

Massachusetts Child Support Task Force, *Report of the Child Support Task Force*, Report to the Commonwealth of Massachusetts Administrative Office of the Trial Court, Boston, MA. (October 2008).

National Center for State Courts (1987). *Development of Guidelines for Child Support Orders, Final Report*. Report to U.S. Department of Health and Human Services, Office of Child Support Enforcement, Williamsburg, Virginia.

Rothbarth, Erwin (1943). "Appendix 4: Notes on a Method of Determining Equivalent Income for Families of Different Composition." in Charles Madge (editor), *War-Time Pattern of Spending and Saving*. National Institute for Economic and Social Research, Cambridge University Press.

U.S. Bureau of Labor Statistics (2012). *Consumer Expenditure Survey*. Details available at: www.bls.gov/cex/home.html

U.S. Department of Health and Human Services, Agency of Healthcare Research and Quality (AHRQ) *2009 National Medical Expenditures Survey*
<http://www.meps.ahrq.gov/mepsweb/>

van der Gaag, Jacques (1981). *On Measuring the Cost of Children*. Discussion Paper 663-81. University of Wisconsin Institute for Research on Poverty, Madison, Wisconsin.

Venohr, Jane C. (2010) *Basis of an Updated Child Support Schedule for North Carolina*, Report to the North Carolina Administrative Office of the Courts, Center for Policy Research, Denver, CO.

Comparison of Existing and Updated Child Support Schedules

Combined Adjusted Gross Income	One Child				Two Children				Three Children			
	Existing	Updated	Change		Existing	Updated	Change		Existing	Updated	Change	
			\$	%			\$	%			\$	%
550	65	107	42	64.3%	65	162	97	150.0%	65	197	132	203.1%
600	110	116	6	5.7%	111	177	66	59.5%	113	215	102	89.9%
650	138	126	-12	-8.9%	140	191	51	36.7%	142	232	90	63.4%
700	153	135	-18	-11.6%	169	206	37	21.8%	170	250	80	46.8%
750	160	145	-15	-9.6%	197	220	23	11.8%	199	267	68	34.2%
800	168	154	-14	-8.4%	226	234	8	3.7%	228	284	56	24.6%
850	175	163	-12	-6.9%	254	248	-6	-2.4%	257	300	43	16.9%
900	182	171	-11	-6.0%	281	260	-21	-7.3%	286	316	30	10.4%
950	189	179	-10	-5.1%	292	273	-19	-6.6%	315	331	16	5.0%
1,000	196	187	-9	-4.4%	304	285	-19	-6.2%	344	346	2	0.5%
1,050	203	196	-7	-3.6%	315	298	-17	-5.5%	373	361	-12	-3.3%
1,100	210	204	-6	-2.9%	326	310	-16	-4.9%	402	375	-27	-6.6%
1,150	217	212	-5	-2.3%	337	323	-14	-4.3%	422	390	-32	-7.5%
1,200	225	220	-5	-2.1%	348	335	-13	-3.7%	436	405	-31	-7.1%
1,250	232	228	-4	-1.5%	360	347	-13	-3.5%	451	420	-31	-6.8%
1,300	241	237	-4	-1.8%	373	360	-13	-3.5%	467	435	-32	-6.8%
1,350	249	245	-4	-1.7%	386	372	-14	-3.5%	483	450	-33	-6.9%
1,400	257	253	-4	-1.5%	398	385	-13	-3.3%	499	465	-34	-6.9%
1,450	265	261	-4	-1.4%	411	397	-14	-3.4%	515	480	-35	-6.9%
1,500	274	269	-5	-1.6%	426	410	-16	-3.8%	533	495	-38	-7.2%
1,550	282	278	-4	-1.5%	436	422	-14	-3.2%	547	509	-38	-6.9%
1,600	289	286	-3	-1.2%	447	434	-13	-2.9%	560	524	-36	-6.4%
1,650	295	293	-2	-0.6%	458	446	-12	-2.7%	573	538	-35	-6.1%
1,700	302	301	-1	-0.3%	468	457	-11	-2.3%	587	552	-35	-6.0%
1,750	309	309	0	-0.1%	479	469	-10	-2.1%	600	566	-34	-5.7%
1,800	315	316	1	0.4%	488	481	-7	-1.5%	612	579	-33	-5.3%
1,850	321	324	3	0.9%	497	492	-5	-1.0%	623	593	-30	-4.8%
1,900	326	331	5	1.7%	506	504	-2	-0.5%	634	607	-27	-4.3%
1,950	332	339	7	2.1%	514	515	1	0.2%	645	621	-24	-3.8%
2,000	338	347	9	2.5%	523	527	4	0.7%	655	635	-20	-3.1%
2,050	343	354	11	3.3%	532	538	6	1.1%	666	648	-18	-2.6%
2,100	349	362	13	3.7%	540	550	10	1.8%	677	662	-15	-2.2%
2,150	355	369	14	4.1%	549	561	12	2.2%	688	676	-12	-1.8%
2,200	360	377	17	4.7%	558	573	15	2.6%	699	690	-9	-1.3%
2,250	366	385	19	5.1%	567	584	17	3.0%	710	703	-7	-0.9%
2,300	371	392	21	5.7%	575	596	21	3.6%	721	717	-4	-0.5%
2,350	377	400	23	6.0%	584	607	23	4.0%	732	731	-1	-0.1%
2,400	383	407	24	6.4%	593	619	26	4.3%	743	745	2	0.2%
2,450	388	415	27	6.9%	601	630	29	4.8%	754	759	5	0.6%
2,500	394	423	29	7.2%	610	642	32	5.2%	765	772	7	1.0%
2,550	399	430	31	7.8%	619	653	34	5.5%	776	786	10	1.3%
2,600	405	438	33	8.1%	627	665	38	6.0%	787	800	13	1.6%
2,650	410	445	35	8.6%	635	676	41	6.5%	797	814	17	2.1%
2,700	415	453	38	9.1%	643	688	45	6.9%	806	828	22	2.7%
2,750	420	460	40	9.6%	651	699	48	7.4%	816	841	25	3.1%
2,800	425	468	43	10.1%	658	711	53	8.0%	826	855	29	3.5%
2,850	430	476	46	10.6%	667	722	55	8.3%	836	869	33	3.9%
2,900	435	483	48	11.1%	675	734	59	8.7%	846	883	37	4.3%
2,950	440	491	51	11.6%	683	745	62	9.1%	856	896	40	4.7%
3,000	445	498	53	12.0%	691	757	66	9.5%	866	910	44	5.1%
3,050	450	506	56	12.5%	699	768	69	9.9%	876	924	48	5.5%

Comparison of Existing and Updated Child Support Schedules

Combined Adjusted Gross Income	One Child				Two Children				Three Children			
	Existing	Updated	Change		Existing	Updated	Change		Existing	Updated	Change	
			\$	%			\$	%			\$	%
3,100	456	514	58	12.6%	707	780	73	10.3%	886	938	52	5.8%
3,150	461	521	60	13.1%	715	791	76	10.7%	896	952	56	6.2%
3,200	466	529	63	13.5%	723	803	80	11.0%	906	965	59	6.5%
3,250	471	536	65	13.9%	732	814	82	11.2%	917	979	62	6.8%
3,300	476	544	68	14.3%	740	826	86	11.6%	927	993	66	7.1%
3,350	481	551	70	14.6%	748	837	89	11.9%	937	1006	69	7.3%
3,400	486	559	73	15.0%	756	848	92	12.1%	947	1019	72	7.6%
3,450	492	566	74	15.1%	764	859	95	12.4%	957	1032	75	7.8%
3,500	497	574	77	15.4%	772	870	98	12.7%	967	1045	78	8.0%
3,550	502	581	79	15.8%	780	881	101	12.9%	977	1057	80	8.2%
3,600	507	588	81	16.1%	788	892	104	13.2%	987	1070	83	8.4%
3,650	512	596	84	16.4%	797	903	106	13.3%	997	1083	86	8.7%
3,700	518	603	85	16.5%	806	914	108	13.4%	1009	1096	87	8.6%
3,750	524	611	87	16.6%	815	925	110	13.5%	1020	1109	89	8.7%
3,800	530	618	88	16.6%	824	936	112	13.6%	1032	1122	90	8.7%
3,850	536	626	90	16.7%	834	947	113	13.5%	1043	1135	92	8.8%
3,900	542	632	90	16.6%	843	956	113	13.4%	1055	1146	91	8.6%
3,950	547	638	91	16.7%	852	966	114	13.4%	1066	1157	91	8.6%
4,000	553	645	92	16.6%	861	975	114	13.3%	1078	1168	90	8.4%
4,050	559	651	92	16.5%	871	985	114	13.1%	1089	1180	91	8.3%
4,100	565	658	93	16.4%	880	994	114	13.0%	1101	1191	90	8.1%
4,150	571	664	93	16.3%	889	1004	115	12.9%	1112	1202	90	8.1%
4,200	577	670	93	16.2%	898	1013	115	12.8%	1124	1213	89	7.9%
4,250	583	677	94	16.1%	907	1023	116	12.7%	1135	1224	89	7.8%
4,300	589	682	93	15.8%	917	1030	113	12.4%	1147	1233	86	7.5%
4,350	594	687	93	15.7%	926	1038	112	12.1%	1158	1242	84	7.2%
4,400	600	693	93	15.5%	935	1046	111	11.9%	1170	1251	81	6.9%
4,450	606	698	92	15.2%	944	1054	110	11.6%	1181	1260	79	6.6%
4,500	612	704	92	15.0%	954	1062	108	11.3%	1193	1268	75	6.3%
4,550	618	709	91	14.7%	963	1069	106	11.0%	1204	1277	73	6.1%
4,600	624	714	90	14.5%	972	1077	105	10.8%	1216	1286	70	5.8%
4,650	630	720	90	14.2%	981	1085	104	10.6%	1227	1295	68	5.5%
4,700	635	725	90	14.2%	989	1093	104	10.5%	1237	1304	67	5.4%
4,750	641	731	90	14.0%	997	1100	103	10.4%	1247	1313	66	5.3%
4,800	646	736	90	13.9%	1005	1108	103	10.3%	1257	1322	65	5.1%
4,850	651	741	90	13.9%	1013	1116	103	10.2%	1267	1331	64	5.0%
4,900	656	747	91	13.8%	1021	1124	103	10.1%	1277	1339	62	4.9%
4,950	661	752	91	13.7%	1028	1131	103	10.0%	1286	1348	62	4.8%
5,000	666	755	89	13.4%	1036	1136	100	9.6%	1295	1353	58	4.5%
5,050	671	759	88	13.1%	1043	1141	98	9.4%	1305	1358	53	4.0%
5,100	675	762	87	12.9%	1051	1145	94	9.0%	1314	1362	48	3.7%
5,150	680	766	86	12.6%	1058	1150	92	8.7%	1323	1367	44	3.4%
5,200	685	769	84	12.3%	1066	1155	89	8.3%	1333	1372	39	2.9%
5,250	690	773	83	12.0%	1073	1159	86	8.0%	1342	1377	35	2.6%
5,300	695	776	81	11.7%	1081	1164	83	7.7%	1351	1382	31	2.3%
5,350	700	780	80	11.4%	1088	1169	81	7.4%	1361	1387	26	1.9%
5,400	705	783	78	11.1%	1096	1173	77	7.0%	1370	1392	22	1.6%
5,450	710	787	77	10.8%	1103	1178	75	6.8%	1379	1397	18	1.3%
5,500	714	790	76	10.7%	1111	1183	72	6.4%	1389	1401	12	0.9%
5,550	719	794	75	10.4%	1118	1187	69	6.2%	1398	1406	8	0.6%
5,600	724	797	73	10.1%	1126	1192	66	5.8%	1407	1411	4	0.3%

Comparison of Existing and Updated Child Support Schedules

Combined Adjusted Gross Income	One Child				Two Children				Three Children			
	Existing	Updated	Change		Existing	Updated	Change		Existing	Updated	Change	
			\$	%			\$	%			\$	%
5,650	729	800	71	9.8%	1133	1196	63	5.6%	1417	1416	-1	-0.1%
5,700	734	803	69	9.4%	1141	1201	60	5.2%	1426	1421	-5	-0.4%
5,750	739	806	67	9.1%	1148	1205	57	4.9%	1435	1425	-10	-0.7%
5,800	744	809	65	8.7%	1156	1209	53	4.6%	1445	1430	-15	-1.0%
5,850	749	812	63	8.4%	1163	1213	50	4.3%	1454	1435	-19	-1.3%
5,900	753	815	62	8.2%	1171	1217	46	3.9%	1463	1440	-23	-1.6%
5,950	758	818	60	7.9%	1178	1221	43	3.7%	1473	1444	-29	-1.9%
6,000	763	821	58	7.5%	1186	1226	40	3.3%	1482	1449	-33	-2.2%
6,050	768	823	55	7.2%	1193	1230	37	3.1%	1491	1454	-37	-2.5%
6,100	773	826	53	6.9%	1201	1234	33	2.7%	1501	1459	-42	-2.8%
6,150	778	829	51	6.6%	1208	1238	30	2.5%	1510	1464	-46	-3.1%
6,200	783	832	49	6.3%	1216	1242	26	2.2%	1519	1468	-51	-3.3%
6,250	788	835	47	6.0%	1223	1246	23	1.9%	1529	1473	-56	-3.7%
6,300	792	838	46	5.8%	1231	1251	20	1.6%	1538	1478	-60	-3.9%
6,350	797	841	44	5.5%	1238	1255	17	1.4%	1547	1483	-64	-4.2%
6,400	802	844	42	5.2%	1246	1259	13	1.0%	1557	1487	-70	-4.5%
6,450	807	847	40	4.9%	1253	1263	10	0.8%	1566	1492	-74	-4.7%
6,500	812	849	37	4.6%	1261	1267	6	0.5%	1575	1497	-78	-5.0%
6,550	816	852	36	4.5%	1267	1271	4	0.4%	1583	1502	-81	-5.1%
6,600	820	855	35	4.3%	1272	1276	4	0.3%	1590	1506	-84	-5.3%
6,650	823	858	35	4.3%	1277	1280	3	0.2%	1597	1511	-86	-5.4%
6,700	827	861	34	4.2%	1283	1285	2	0.1%	1604	1517	-87	-5.4%
6,750	830	865	35	4.3%	1288	1291	3	0.2%	1610	1524	-86	-5.3%
6,800	834	869	35	4.2%	1293	1297	4	0.3%	1617	1532	-85	-5.3%
6,850	837	873	36	4.3%	1299	1303	4	0.3%	1624	1539	-85	-5.2%
6,900	841	877	36	4.3%	1304	1309	5	0.4%	1631	1547	-84	-5.2%
6,950	845	881	36	4.3%	1309	1315	6	0.5%	1637	1554	-83	-5.1%
7,000	848	885	37	4.4%	1315	1321	6	0.5%	1644	1561	-83	-5.0%
7,050	852	889	37	4.4%	1320	1328	8	0.6%	1651	1569	-82	-5.0%
7,100	855	893	38	4.5%	1325	1334	9	0.7%	1658	1576	-82	-4.9%
7,150	859	897	38	4.5%	1331	1340	9	0.7%	1665	1584	-81	-4.9%
7,200	862	901	39	4.6%	1336	1346	10	0.7%	1671	1591	-80	-4.8%
7,250	866	905	39	4.5%	1341	1352	11	0.8%	1678	1599	-79	-4.7%
7,300	870	909	39	4.5%	1347	1358	11	0.8%	1685	1606	-79	-4.7%
7,350	873	913	40	4.6%	1352	1364	12	0.9%	1692	1613	-79	-4.6%
7,400	877	917	40	4.6%	1358	1370	12	0.9%	1698	1621	-77	-4.5%
7,450	880	921	41	4.7%	1363	1376	13	1.0%	1705	1628	-77	-4.5%
7,500	884	925	41	4.7%	1368	1382	14	1.1%	1712	1636	-76	-4.5%
7,550	887	929	42	4.8%	1374	1389	15	1.1%	1719	1643	-76	-4.4%
7,600	891	933	42	4.7%	1379	1395	16	1.1%	1725	1650	-75	-4.3%
7,650	895	937	42	4.7%	1384	1401	17	1.2%	1732	1658	-74	-4.3%
7,700	898	941	43	4.8%	1390	1407	17	1.2%	1739	1665	-74	-4.2%
7,750	902	944	42	4.7%	1395	1411	16	1.1%	1746	1670	-76	-4.4%
7,800	905	946	41	4.5%	1400	1413	13	1.0%	1753	1672	-81	-4.6%
7,850	908	948	40	4.4%	1405	1416	11	0.8%	1758	1674	-84	-4.8%
7,900	910	950	40	4.4%	1409	1419	10	0.7%	1764	1676	-88	-5.0%
7,950	913	953	40	4.3%	1414	1421	7	0.5%	1770	1679	-91	-5.2%
8,000	916	955	39	4.2%	1418	1424	6	0.4%	1776	1681	-95	-5.4%
8,050	918	957	39	4.2%	1423	1426	3	0.2%	1781	1683	-98	-5.5%
8,100	921	959	38	4.1%	1428	1429	1	0.1%	1787	1685	-102	-5.7%
8,150	924	961	37	4.0%	1432	1432	0	0.0%	1793	1688	-105	-5.9%

Comparison of Existing and Updated Child Support Schedules

Combined Adjusted Gross Income	One Child				Two Children				Three Children			
	Existing	Updated	Change		Existing	Updated	Change		Existing	Updated	Change	
			\$	%			\$	%			\$	%
8,200	927	963	36	3.9%	1437	1434	-3	-0.2%	1799	1690	-109	-6.1%
8,250	929	965	36	3.9%	1441	1436	-5	-0.3%	1804	1692	-112	-6.2%
8,300	932	967	35	3.8%	1446	1439	-7	-0.5%	1810	1694	-116	-6.4%
8,350	935	969	34	3.7%	1450	1441	-9	-0.6%	1816	1696	-120	-6.6%
8,400	937	971	34	3.7%	1455	1444	-11	-0.8%	1822	1699	-123	-6.8%
8,450	940	973	33	3.5%	1459	1446	-13	-0.9%	1827	1701	-126	-6.9%
8,500	943	974	31	3.3%	1464	1447	-17	-1.1%	1833	1702	-131	-7.1%
8,550	945	975	30	3.2%	1468	1449	-19	-1.3%	1839	1704	-135	-7.4%
8,600	948	976	28	3.0%	1473	1450	-23	-1.5%	1845	1705	-140	-7.6%
8,650	951	977	26	2.7%	1478	1452	-26	-1.8%	1850	1707	-143	-7.7%
8,700	954	978	24	2.5%	1482	1453	-29	-1.9%	1856	1709	-147	-7.9%
8,750	956	979	23	2.4%	1487	1455	-32	-2.2%	1862	1710	-152	-8.1%
8,800	959	980	21	2.2%	1491	1456	-35	-2.3%	1868	1712	-156	-8.3%
8,850	962	981	19	2.0%	1496	1457	-39	-2.6%	1873	1714	-159	-8.5%
8,900	964	982	18	1.9%	1500	1459	-41	-2.7%	1879	1715	-164	-8.7%
8,950	967	983	16	1.7%	1505	1460	-45	-3.0%	1885	1717	-168	-8.9%
9,000	970	984	14	1.5%	1509	1462	-47	-3.1%	1891	1719	-172	-9.1%
9,050	973	985	12	1.2%	1514	1463	-51	-3.3%	1896	1720	-176	-9.3%
9,100	975	986	11	1.1%	1517	1465	-52	-3.4%	1901	1722	-179	-9.4%
9,150	977	987	10	1.0%	1521	1466	-55	-3.6%	1905	1724	-181	-9.5%
9,200	979	991	12	1.2%	1524	1471	-53	-3.5%	1909	1730	-179	-9.4%
9,250	982	994	12	1.2%	1527	1477	-50	-3.3%	1914	1737	-177	-9.3%
9,300	984	998	14	1.4%	1531	1483	-48	-3.2%	1918	1743	-175	-9.1%
9,350	986	1002	16	1.6%	1534	1488	-46	-3.0%	1922	1750	-172	-8.9%
9,400	988	1005	17	1.8%	1537	1494	-43	-2.8%	1926	1757	-169	-8.8%
9,450	990	1009	19	1.9%	1541	1499	-42	-2.7%	1930	1764	-166	-8.6%
9,500	993	1013	20	2.0%	1544	1505	-39	-2.5%	1935	1771	-164	-8.5%
9,550	995	1017	22	2.2%	1547	1511	-36	-2.3%	1939	1778	-161	-8.3%
9,600	997	1021	24	2.4%	1551	1518	-33	-2.1%	1943	1786	-157	-8.1%
9,650	999	1025	26	2.6%	1554	1524	-30	-1.9%	1947	1793	-154	-7.9%
9,700	1001	1029	28	2.8%	1557	1530	-27	-1.7%	1951	1801	-150	-7.7%
9,750	1003	1033	30	3.0%	1561	1536	-25	-1.6%	1956	1808	-148	-7.6%
9,800	1006	1037	31	3.1%	1564	1543	-21	-1.4%	1960	1816	-144	-7.4%
9,850	1008	1041	33	3.3%	1567	1549	-18	-1.2%	1964	1823	-141	-7.2%
9,900	1010	1046	36	3.5%	1571	1555	-16	-1.0%	1968	1831	-137	-7.0%
9,950	1012	1050	38	3.7%	1574	1561	-13	-0.8%	1972	1838	-134	-6.8%
10,000	1014	1054	40	3.9%	1577	1567	-10	-0.6%	1977	1845	-132	-6.7%
10,050	1016	1058	42	4.2%	1580	1574	-6	-0.4%	1980	1853	-127	-6.4%
10,100	1017	1062	45	4.4%	1582	1580	-2	-0.1%	1984	1860	-123	-6.2%
10,150	1019	1066	47	4.6%	1585	1586	1	0.1%	1987	1868	-119	-6.0%
10,200	1020	1070	50	4.9%	1587	1592	5	0.3%	1991	1875	-115	-5.8%
10,250	1022	1074	53	5.1%	1590	1599	9	0.6%	1994	1883	-111	-5.6%
10,300	1023	1079	55	5.4%	1592	1605	13	0.8%	1997	1891	-107	-5.3%
10,350	1025	1083	58	5.7%	1595	1611	17	1.0%	2001	1898	-102	-5.1%
10,400	1026	1087	61	5.9%	1597	1618	20	1.3%	2004	1906	-98	-4.9%
10,450	1028	1091	63	6.2%	1600	1624	24	1.5%	2008	1914	-94	-4.7%
10,500	1030	1095	66	6.4%	1603	1631	28	1.8%	2011	1921	-90	-4.5%
10,550	1031	1100	69	6.7%	1605	1637	32	2.0%	2014	1929	-85	-4.2%
10,600	1033	1104	71	6.9%	1608	1643	36	2.2%	2018	1937	-81	-4.0%
10,650	1034	1108	74	7.2%	1610	1650	40	2.5%	2021	1944	-77	-3.8%
10,700	1036	1112	77	7.4%	1613	1656	43	2.7%	2025	1952	-73	-3.6%

Comparison of Existing and Updated Child Support Schedules

Combined Adjusted Gross Income	One Child				Two Children				Three Children			
	Existing	Updated	Change		Existing	Updated	Change		Existing	Updated	Change	
			\$	%			\$	%			\$	%
10,750	1037	1117	79	7.7%	1615	1662	47	2.9%	2028	1960	-68	-3.4%
10,800	1039	1121	82	7.9%	1618	1669	51	3.2%	2031	1967	-64	-3.2%
10,850	1040	1125	85	8.1%	1620	1675	55	3.4%	2035	1975	-60	-2.9%
10,900	1042	1129	87	8.4%	1623	1682	59	3.6%	2038	1983	-56	-2.7%
10,950	1043	1134	90	8.6%	1625	1688	63	3.9%	2042	1990	-51	-2.5%
11,000	1045	1138	93	8.9%	1628	1694	66	4.1%	2045	1998	-47	-2.3%
11,050	1047	1142	95	9.1%	1631	1701	70	4.3%	2048	2005	-43	-2.1%
11,100	1048	1146	98	9.4%	1633	1707	74	4.5%	2052	2013	-39	-1.9%
11,150	1050	1150	101	9.6%	1636	1714	78	4.8%	2055	2021	-34	-1.7%
11,200	1051	1154	103	9.8%	1638	1718	80	4.9%	2059	2026	-33	-1.6%
11,250	1053	1157	104	9.9%	1641	1722	81	5.0%	2062	2030	-32	-1.6%
11,300	1054	1159	105	10.0%	1643	1726	83	5.0%	2065	2034	-31	-1.5%
11,350	1056	1162	106	10.1%	1646	1730	84	5.1%	2069	2038	-31	-1.5%
11,400	1057	1165	108	10.2%	1648	1733	85	5.2%	2072	2042	-30	-1.5%
11,450	1059	1168	109	10.3%	1651	1737	86	5.2%	2076	2046	-30	-1.4%
11,500	1061	1171	110	10.4%	1654	1741	88	5.3%	2079	2050	-29	-1.4%
11,550	1062	1173	111	10.5%	1656	1745	89	5.4%	2082	2054	-28	-1.4%
11,600	1064	1176	113	10.6%	1659	1749	90	5.4%	2086	2058	-28	-1.3%
11,650	1065	1179	114	10.7%	1661	1752	91	5.5%	2089	2062	-27	-1.3%
11,700	1067	1182	115	10.8%	1664	1756	93	5.6%	2093	2066	-27	-1.3%
11,750	1068	1185	116	10.9%	1666	1760	94	5.6%	2096	2070	-26	-1.2%
11,800	1070	1187	118	11.0%	1669	1764	95	5.7%	2099	2074	-25	-1.2%
11,850	1071	1190	119	11.1%	1671	1768	96	5.8%	2103	2078	-25	-1.2%
11,900	1073	1193	120	11.2%	1674	1771	98	5.8%	2106	2082	-24	-1.1%
11,950	1074	1196	121	11.3%	1676	1775	99	5.9%	2110	2086	-24	-1.1%
12,000	1076	1199	123	11.4%	1679	1779	100	6.0%	2113	2090	-23	-1.1%
12,050	1078	1201	124	11.5%	1682	1783	101	6.0%	2116	2094	-22	-1.1%
12,100	1079	1204	125	11.6%	1684	1787	103	6.1%	2120	2098	-22	-1.0%
12,150	1081	1207	126	11.7%	1687	1790	104	6.2%	2123	2102	-21	-1.0%
12,200	1082	1210	128	11.8%	1689	1795	106	6.3%	2127	2107	-19	-0.9%
12,250	1084	1213	130	12.0%	1692	1800	108	6.4%	2130	2113	-17	-0.8%
12,300	1085	1216	131	12.1%	1694	1804	110	6.5%	2133	2118	-15	-0.7%
12,350	1087	1220	133	12.2%	1697	1809	112	6.6%	2137	2124	-13	-0.6%
12,400	1088	1223	134	12.3%	1699	1814	114	6.7%	2140	2129	-11	-0.5%
12,450	1090	1226	136	12.5%	1702	1818	116	6.8%	2144	2135	-9	-0.4%
12,500	1092	1229	138	12.6%	1705	1823	119	7.0%	2147	2140	-7	-0.3%
12,550	1093	1232	139	12.7%	1707	1828	121	7.1%	2150	2146	-5	-0.2%
12,600	1095	1235	141	12.9%	1710	1832	123	7.2%	2154	2151	-3	-0.1%
12,650	1096	1239	142	13.0%	1712	1837	125	7.3%	2157	2157	-1	0.0%
12,700	1098	1242	144	13.1%	1715	1842	127	7.4%	2161	2162	1	0.1%
12,750	1099	1245	146	13.2%	1717	1846	129	7.5%	2164	2168	4	0.2%
12,800	1101	1248	147	13.4%	1720	1851	131	7.6%	2167	2173	6	0.3%
12,850	1102	1251	149	13.5%	1722	1856	133	7.7%	2171	2178	8	0.4%
12,900	1104	1254	150	13.6%	1725	1860	135	7.8%	2174	2184	10	0.4%
12,950	1105	1257	152	13.7%	1727	1865	138	8.0%	2178	2189	12	0.5%
13,000	1107	1261	154	13.9%	1730	1870	140	8.1%	2181	2195	14	0.6%
13,050	1109	1264	155	14.0%	1733	1874	142	8.2%	2184	2200	16	0.7%
13,100	1110	1267	157	14.1%	1735	1879	144	8.3%	2188	2206	18	0.8%
13,150	1112	1270	158	14.2%	1738	1884	146	8.4%	2191	2211	20	0.9%
13,200	1113	1273	160	14.4%	1740	1888	148	8.5%	2195	2217	22	1.0%
13,250	1115	1276	162	14.5%	1743	1893	150	8.6%	2198	2222	24	1.1%

Comparison of Existing and Updated Child Support Schedules

Combined Adjusted Gross Income	One Child				Two Children				Three Children			
	Existing	Updated	Change		Existing	Updated	Change		Existing	Updated	Change	
			\$	%			\$	%			\$	%
13,300	1116	1279	163	14.6%	1745	1898	152	8.7%	2201	2228	26	1.2%
13,350	1118	1283	165	14.7%	1748	1902	154	8.8%	2205	2233	28	1.3%
13,400	1119	1286	166	14.9%	1750	1907	157	8.9%	2208	2239	30	1.4%
13,450	1121	1289	168	15.0%	1753	1912	159	9.0%	2212	2244	32	1.5%
13,500	1123	1292	169	15.1%	1756	1916	161	9.2%	2215	2250	35	1.6%
13,550	1124	1295	171	15.2%	1758	1921	163	9.3%	2218	2256	37	1.7%
13,600	1126	1297	172	15.3%	1761	1925	165	9.4%	2222	2262	40	1.8%
13,650	1127	1300	173	15.3%	1763	1930	167	9.5%	2225	2268	43	1.9%
13,700	1129	1303	174	15.4%	1766	1935	169	9.6%	2229	2274	45	2.0%
13,750	1130	1306	175	15.5%	1768	1939	171	9.7%	2232	2280	48	2.1%
13,800	1132	1308	177	15.6%	1771	1944	173	9.8%	2235	2286	50	2.2%
13,850	1133	1311	178	15.7%	1773	1948	175	9.9%	2239	2292	53	2.4%
13,900	1135	1314	179	15.8%	1776	1953	177	10.0%	2242	2298	55	2.5%
13,950	1136	1317	180	15.9%	1778	1957	179	10.1%	2246	2304	58	2.6%
14,000	1138	1320	182	16.0%	1781	1962	181	10.2%	2249	2310	61	2.7%
14,050	1140	1322	183	16.0%	1784	1967	183	10.3%	2252	2316	63	2.8%
14,100	1141	1325	184	16.1%	1786	1971	185	10.4%	2256	2322	66	2.9%
14,150	1143	1328	185	16.2%	1789	1976	187	10.5%	2259	2328	68	3.0%
14,200	1144	1331	187	16.3%	1791	1980	189	10.6%	2263	2333	71	3.1%
14,250	1146	1334	188	16.4%	1794	1985	191	10.7%	2266	2339	73	3.2%
14,300	1147	1336	189	16.5%	1796	1990	193	10.8%	2269	2345	76	3.4%
14,350	1149	1339	190	16.6%	1799	1994	195	10.9%	2273	2351	79	3.5%
14,400	1150	1342	191	16.6%	1801	1999	197	11.0%	2276	2357	81	3.6%
14,450	1152	1345	193	16.7%	1804	2003	199	11.1%	2280	2363	84	3.7%
14,500	1154	1347	194	16.8%	1807	2008	201	11.2%	2283	2369	86	3.8%
14,550	1155	1350	195	16.9%	1809	2013	204	11.3%	2286	2375	89	3.9%
14,600	1157	1353	196	17.0%	1812	2017	206	11.3%	2290	2381	92	4.0%
14,650	1158	1356	198	17.1%	1814	2022	208	11.4%	2293	2387	94	4.1%
14,700	1160	1359	199	17.1%	1817	2026	210	11.5%	2297	2393	97	4.2%
14,750	1161	1361	200	17.2%	1819	2031	212	11.6%	2300	2399	99	4.3%
14,800	1163	1364	201	17.3%	1822	2036	214	11.7%	2303	2405	102	4.4%
14,850	1164	1368	203	17.5%	1824	2040	216	11.8%	2307	2410	103	4.5%
14,900	1166	1371	205	17.6%	1827	2045	218	11.9%	2310	2415	105	4.5%
14,950	1167	1375	207	17.8%	1829	2050	220	12.0%	2314	2420	106	4.6%
15,000	1169	1378	209	17.9%	1832	2055	223	12.2%	2317	2425	108	4.7%
15,050	1171	1382	211	18.1%	1835	2059	225	12.3%	2320	2430	110	4.7%
15,100	1172	1385	213	18.2%	1837	2064	227	12.4%	2324	2435	111	4.8%
15,150	1174	1389	215	18.3%	1840	2069	229	12.5%	2327	2440	113	4.9%
15,200	1175	1392	217	18.5%	1842	2074	231	12.6%	2331	2445	115	4.9%
15,250	1177	1396	219	18.6%	1845	2078	234	12.7%	2334	2450	116	5.0%
15,300	1178	1400	221	18.8%	1847	2083	236	12.8%	2337	2455	118	5.0%
15,350	1180	1403	223	18.9%	1850	2088	238	12.9%	2341	2460	119	5.1%
15,400	1181	1407	225	19.1%	1852	2093	240	13.0%	2344	2465	121	5.2%
15,450	1183	1410	227	19.2%	1855	2098	243	13.1%	2348	2470	123	5.2%
15,500	1185	1414	229	19.3%	1858	2102	245	13.2%	2351	2475	124	5.3%
15,550	1186	1417	231	19.5%	1860	2107	247	13.3%	2354	2480	126	5.3%
15,600	1188	1421	233	19.6%	1863	2112	249	13.4%	2358	2485	127	5.4%
15,650	1189	1424	235	19.8%	1865	2117	251	13.5%	2361	2490	129	5.5%
15,700	1191	1428	237	19.9%	1868	2121	254	13.6%	2365	2495	131	5.5%
15,750	1192	1431	239	20.1%	1870	2126	256	13.7%	2368	2500	132	5.6%
15,800	1194	1435	241	20.2%	1873	2131	258	13.8%	2371	2505	134	5.6%

Comparison of Existing and Updated Child Support Schedules

Combined Adjusted Gross Income	One Child				Two Children				Three Children			
	Existing	Updated	Change		Existing	Updated	Change		Existing	Updated	Change	
			\$	%			\$	%			\$	%
15,850	1195	1438	243	20.3%	1875	2136	260	13.9%	2375	2510	135	5.7%
15,900	1197	1442	245	20.5%	1878	2140	263	14.0%	2378	2515	137	5.8%
15,950	1198	1445	247	20.6%	1880	2145	265	14.1%	2382	2520	139	5.8%
16,000	1200	1449	249	20.7%	1883	2150	267	14.2%	2385	2525	140	5.9%
16,050	1202	1453	251	20.9%	1886	2155	269	14.3%	2388	2530	142	5.9%
16,100	1203	1456	253	21.0%	1888	2159	271	14.4%	2392	2535	143	6.0%
16,150	1205	1458	253	21.0%	1891	2162	272	14.4%	2395	2538	143	6.0%
16,200	1206	1459	253	21.0%	1893	2164	271	14.3%	2399	2541	142	5.9%
16,250	1208	1461	253	20.9%	1896	2167	271	14.3%	2402	2544	142	5.9%
16,300	1209	1462	253	20.9%	1898	2169	270	14.2%	2405	2546	141	5.9%
16,350	1211	1464	253	20.9%	1901	2171	270	14.2%	2409	2549	140	5.8%
16,400	1212	1465	253	20.8%	1903	2173	270	14.2%	2412	2551	139	5.8%
16,450	1214	1466	252	20.8%	1906	2175	269	14.1%	2416	2554	138	5.7%
16,500	1216	1468	252	20.8%	1909	2177	269	14.1%	2419	2557	138	5.7%
16,550	1217	1469	252	20.7%	1911	2179	268	14.0%	2422	2559	137	5.6%
16,600	1219	1471	252	20.7%	1914	2182	268	14.0%	2426	2562	136	5.6%
16,650	1220	1472	252	20.6%	1916	2184	267	14.0%	2429	2564	135	5.6%
16,700	1222	1473	252	20.6%	1919	2186	267	13.9%	2433	2567	134	5.5%
16,750	1223	1475	251	20.6%	1921	2188	267	13.9%	2436	2570	134	5.5%
16,800	1225	1476	251	20.5%	1924	2190	266	13.8%	2439	2572	133	5.4%
16,850	1226	1477	251	20.5%	1926	2192	266	13.8%	2443	2575	132	5.4%
16,900	1228	1479	251	20.4%	1929	2194	265	13.8%	2446	2577	131	5.4%
16,950	1229	1480	251	20.4%	1931	2196	265	13.7%	2450	2580	130	5.3%
17,000	1231	1481	250	20.3%	1934	2198	264	13.7%	2453	2582	129	5.3%
17,050	1233	1483	250	20.3%	1937	2200	264	13.6%	2456	2585	129	5.2%
17,100	1234	1484	250	20.3%	1939	2203	263	13.6%	2460	2588	128	5.2%
17,150	1236	1486	250	20.2%	1942	2205	263	13.5%	2463	2590	127	5.2%
17,200	1237	1487	250	20.2%	1944	2207	263	13.5%	2467	2593	126	5.1%
17,250	1239	1488	250	20.1%	1947	2209	262	13.5%	2470	2595	125	5.1%
17,300	1240	1490	249	20.1%	1949	2211	262	13.4%	2473	2598	124	5.0%
17,350	1242	1491	249	20.1%	1952	2213	261	13.4%	2477	2600	124	5.0%
17,400	1243	1492	249	20.0%	1954	2215	261	13.3%	2480	2603	123	4.9%
17,450	1245	1494	249	20.0%	1957	2217	260	13.3%	2484	2605	122	4.9%
17,500	1247	1495	249	19.9%	1960	2219	260	13.3%	2487	2608	121	4.9%
17,550	1248	1497	248	19.9%	1962	2222	259	13.2%	2490	2611	120	4.8%
17,600	1250	1498	248	19.9%	1965	2224	259	13.2%	2494	2613	119	4.8%
17,650	1251	1499	248	19.8%	1967	2226	259	13.1%	2497	2616	119	4.7%
17,700	1253	1501	248	19.8%	1970	2228	258	13.1%	2501	2618	118	4.7%
17,750	1254	1502	248	19.8%	1972	2230	258	13.1%	2504	2621	117	4.7%
17,800	1256	1503	248	19.7%	1975	2232	257	13.0%	2507	2623	116	4.6%
17,850	1257	1505	247	19.7%	1977	2234	257	13.0%	2511	2626	115	4.6%
17,900	1259	1506	247	19.6%	1980	2236	256	12.9%	2514	2629	114	4.5%
17,950	1260	1507	247	19.6%	1982	2238	256	12.9%	2518	2631	114	4.5%
18,000	1262	1509	247	19.6%	1985	2240	255	12.9%	2521	2634	113	4.5%
18,050	1264	1510	247	19.5%	1988	2243	255	12.8%	2524	2636	112	4.4%
18,100	1265	1512	247	19.5%	1990	2245	255	12.8%	2528	2639	111	4.4%
18,150	1267	1513	246	19.4%	1993	2247	254	12.8%	2531	2641	110	4.4%
18,200	1268	1514	246	19.4%	1995	2249	254	12.7%	2535	2644	109	4.3%
18,250	1270	1516	246	19.4%	1998	2251	253	12.7%	2538	2647	109	4.3%
18,300	1271	1517	246	19.4%	2000	2253	253	12.7%	2541	2649	108	4.2%
18,350	1273	1520	247	19.4%	2003	2256	253	12.7%	2545	2652	108	4.2%

Comparison of Existing and Updated Child Support Schedules

Combined Adjusted Gross Income	One Child				Two Children				Three Children			
	Existing	Updated	Change		Existing	Updated	Change		Existing	Updated	Change	
			\$	%			\$	%			\$	%
18,400	1274	1522	247	19.4%	2005	2259	254	12.7%	2548	2655	107	4.2%
18,450	1276	1524	248	19.4%	2008	2262	254	12.7%	2552	2658	107	4.2%
18,500	1278	1526	248	19.4%	2011	2265	255	12.7%	2555	2662	107	4.2%
18,550	1279	1528	249	19.5%	2013	2268	255	12.7%	2558	2665	106	4.2%
18,600	1281	1530	250	19.5%	2016	2271	255	12.7%	2562	2668	106	4.1%
18,650	1282	1532	250	19.5%	2018	2274	256	12.7%	2565	2671	106	4.1%
18,700	1284	1535	251	19.5%	2021	2277	256	12.7%	2569	2674	105	4.1%
18,750	1285	1537	251	19.6%	2023	2280	256	12.7%	2572	2677	105	4.1%
18,800	1287	1539	252	19.6%	2026	2283	257	12.7%	2575	2680	105	4.1%
18,850	1288	1541	253	19.6%	2028	2285	257	12.7%	2579	2683	104	4.0%
18,900	1290	1543	253	19.6%	2031	2288	257	12.7%	2582	2686	104	4.0%
18,950	1291	1545	254	19.7%	2033	2291	258	12.7%	2586	2689	104	4.0%
19,000	1293	1547	254	19.7%	2036	2294	258	12.7%	2589	2692	103	4.0%
19,050	1295	1550	255	19.7%	2039	2297	259	12.7%	2592	2695	103	4.0%
19,100	1296	1552	256	19.7%	2041	2300	259	12.7%	2596	2698	103	4.0%
19,150	1298	1554	256	19.8%	2044	2303	259	12.7%	2599	2702	102	3.9%
19,200	1299	1556	257	19.8%	2046	2306	260	12.7%	2603	2705	102	3.9%
19,250	1301	1558	258	19.8%	2049	2309	260	12.7%	2606	2708	102	3.9%
19,300	1302	1560	258	19.8%	2051	2312	260	12.7%	2609	2711	101	3.9%
19,350	1304	1563	259	19.8%	2054	2315	261	12.7%	2613	2714	101	3.9%
19,400	1305	1565	259	19.9%	2056	2318	261	12.7%	2616	2717	101	3.9%
19,450	1307	1567	260	19.9%	2059	2320	262	12.7%	2620	2720	100	3.8%
19,500	1309	1569	261	19.9%	2062	2323	262	12.7%	2623	2723	100	3.8%
19,550	1310	1571	261	19.9%	2064	2326	262	12.7%	2626	2726	100	3.8%
19,600	1312	1573	262	20.0%	2067	2329	263	12.7%	2630	2729	99	3.8%
19,650	1313	1575	262	20.0%	2069	2332	263	12.7%	2633	2732	99	3.8%
19,700	1315	1578	263	20.0%	2072	2335	263	12.7%	2637	2735	99	3.7%
19,750	1316	1580	264	20.0%	2074	2338	264	12.7%	2640	2738	98	3.7%
19,800	1318	1582	264	20.0%	2077	2341	264	12.7%	2643	2742	98	3.7%
19,850	1319	1584	265	20.1%	2079	2344	264	12.7%	2647	2745	98	3.7%
19,900	1321	1586	265	20.1%	2082	2347	265	12.7%	2650	2748	98	3.7%
19,950	1322	1588	266	20.1%	2084	2350	265	12.7%	2654	2751	97	3.7%
20,000	1324	1591	267	20.1%	2087	2353	266	12.7%	2657	2754	97	3.6%
20,050	1325	1593	268	20.2%	2089	2355	267	12.8%	2660	2757	97	3.7%
20,100	1326	1595	269	20.3%	2091	2358	268	12.8%	2662	2760	98	3.7%
20,150	1327	1597	270	20.3%	2092	2361	269	12.9%	2665	2763	99	3.7%
20,200	1328	1599	271	20.4%	2094	2364	270	12.9%	2667	2766	99	3.7%
20,250	1329	1601	272	20.5%	2096	2367	271	12.9%	2670	2769	100	3.7%
20,300	1330	1603	273	20.6%	2098	2370	273	13.0%	2672	2772	100	3.8%
20,350	1331	1606	275	20.6%	2099	2373	274	13.0%	2675	2775	101	3.8%
20,400	1332	1608	276	20.7%	2101	2376	275	13.1%	2677	2778	101	3.8%
20,450	1333	1610	277	20.8%	2103	2379	276	13.1%	2680	2782	102	3.8%
20,500	1334	1612	278	20.8%	2105	2382	277	13.2%	2682	2785	103	3.8%
20,550	1335	1614	279	20.9%	2106	2385	278	13.2%	2685	2788	103	3.8%
20,600	1336	1616	280	21.0%	2108	2388	280	13.3%	2687	2791	104	3.9%
20,650	1337	1619	282	21.1%	2110	2390	281	13.3%	2690	2794	104	3.9%
20,700	1338	1621	283	21.1%	2112	2393	282	13.3%	2692	2797	105	3.9%
20,750	1339	1623	284	21.2%	2113	2396	283	13.4%	2695	2800	106	3.9%
20,800	1340	1625	285	21.3%	2115	2399	284	13.4%	2697	2803	106	3.9%
20,850	1341	1627	286	21.3%	2117	2402	285	13.5%	2700	2806	107	4.0%
20,900	1342	1629	287	21.4%	2119	2405	287	13.5%	2702	2809	107	4.0%

Comparison of Existing and Updated Child Support Schedules

Combined Adjusted Gross Income	One Child				Two Children				Three Children			
	Existing	Updated	Change		Existing	Updated	Change		Existing	Updated	Change	
			\$	%			\$	%			\$	%
20,950	1343	1631	288	21.5%	2120	2408	288	13.6%	2705	2812	108	4.0%
21,000	1344	1634	290	21.5%	2122	2411	289	13.6%	2707	2815	108	4.0%
21,050	1345	1636	291	21.6%	2124	2414	290	13.7%	2710	2818	109	4.0%
21,100	1346	1638	292	21.7%	2126	2417	291	13.7%	2712	2822	110	4.0%
21,150	1347	1640	293	21.8%	2127	2420	292	13.7%	2715	2825	110	4.1%
21,200	1348	1642	294	21.8%	2129	2423	294	13.8%	2717	2828	111	4.1%
21,250	1349	1644	295	21.9%	2131	2425	295	13.8%	2720	2831	111	4.1%
21,300	1350	1647	297	22.0%	2133	2428	296	13.9%	2722	2834	112	4.1%
21,350	1351	1649	298	22.0%	2134	2431	297	13.9%	2725	2837	112	4.1%
21,400	1352	1651	299	22.1%	2136	2434	298	14.0%	2727	2840	113	4.1%
21,450	1353	1653	300	22.2%	2138	2437	299	14.0%	2730	2843	114	4.2%
21,500	1354	1655	301	22.2%	2140	2440	301	14.0%	2732	2846	114	4.2%
21,550	1355	1657	302	22.3%	2141	2443	302	14.1%	2735	2849	115	4.2%
21,600	1356	1659	303	22.4%	2143	2446	303	14.1%	2737	2853	116	4.2%
21,650	1357	1661	304	22.4%	2145	2449	304	14.2%	2740	2857	117	4.3%
21,700	1358	1663	305	22.4%	2147	2452	305	14.2%	2742	2861	119	4.3%
21,750	1359	1665	306	22.5%	2148	2455	307	14.3%	2745	2865	120	4.4%
21,800	1360	1667	307	22.5%	2150	2458	308	14.3%	2747	2868	121	4.4%
21,850	1361	1668	307	22.6%	2152	2461	309	14.4%	2750	2872	123	4.5%
21,900	1362	1670	308	22.6%	2154	2464	310	14.4%	2752	2876	124	4.5%
21,950	1363	1672	309	22.7%	2155	2467	312	14.5%	2755	2880	125	4.6%
22,000	1364	1674	310	22.7%	2157	2470	313	14.5%	2757	2884	127	4.6%
22,050	1365	1676	311	22.8%	2159	2473	314	14.6%	2760	2888	128	4.6%
22,100	1366	1678	312	22.8%	2161	2476	315	14.6%	2762	2891	129	4.7%
22,150	1367	1680	313	22.9%	2162	2479	317	14.6%	2765	2895	131	4.7%
22,200	1368	1681	313	22.9%	2164	2482	318	14.7%	2767	2899	132	4.8%
22,250	1369	1683	314	23.0%	2166	2485	319	14.7%	2770	2903	133	4.8%
22,300	1370	1685	315	23.0%	2168	2488	320	14.8%	2772	2907	135	4.9%
22,350	1371	1687	316	23.0%	2169	2491	322	14.8%	2775	2911	136	4.9%
22,400	1372	1689	317	23.1%	2171	2494	323	14.9%	2777	2914	137	4.9%
22,450	1373	1691	318	23.1%	2173	2497	324	14.9%	2780	2918	139	5.0%
22,500	1374	1692	318	23.2%	2175	2500	325	15.0%	2782	2922	140	5.0%
22,550	1375	1694	319	23.2%	2176	2503	327	15.0%	2785	2926	141	5.1%
22,600	1376	1696	320	23.3%	2178	2506	328	15.1%	2787	2930	143	5.1%
22,650	1377	1698	321	23.3%	2180	2509	329	15.1%	2790	2934	144	5.2%
22,700	1378	1700	322	23.4%	2182	2512	330	15.1%	2792	2937	145	5.2%
22,750	1379	1702	323	23.4%	2183	2515	332	15.2%	2795	2941	147	5.2%
22,800	1380	1704	324	23.4%	2185	2518	333	15.2%	2797	2945	148	5.3%
22,850	1381	1705	324	23.5%	2187	2521	334	15.3%	2800	2949	149	5.3%
22,900	1382	1707	325	23.5%	2189	2524	335	15.3%	2802	2953	151	5.4%
22,950	1383	1709	326	23.6%	2190	2527	337	15.4%	2805	2957	152	5.4%
23,000	1384	1711	327	23.6%	2192	2530	338	15.4%	2807	2960	153	5.5%
23,050	1385	1713	328	23.7%	2194	2533	339	15.5%	2810	2964	155	5.5%
23,100	1386	1715	329	23.7%	2196	2536	340	15.5%	2812	2968	156	5.5%
23,150	1387	1717	330	23.8%	2197	2539	342	15.5%	2815	2972	157	5.6%
23,200	1388	1718	330	23.8%	2199	2542	343	15.6%	2817	2976	159	5.6%
23,250	1389	1720	331	23.8%	2201	2545	344	15.6%	2820	2979	160	5.7%
23,300	1390	1722	332	23.9%	2203	2548	345	15.7%	2822	2983	161	5.7%
23,350	1391	1724	333	23.9%	2204	2551	346	15.7%	2825	2987	163	5.8%
23,400	1392	1726	334	24.0%	2206	2554	348	15.8%	2827	2991	164	5.8%
23,450	1393	1728	335	24.0%	2208	2557	349	15.8%	2830	2995	165	5.8%

Comparison of Existing and Updated Child Support Schedules

Combined Adjusted Gross Income	One Child				Two Children				Three Children			
	Existing	Updated	Change		Existing	Updated	Change		Existing	Updated	Change	
			\$	%			\$	%			\$	%
23,500	1394	1730	336	24.1%	2210	2560	350	15.9%	2832	2999	167	5.9%
23,550	1395	1731	336	24.1%	2211	2563	351	15.9%	2835	3002	168	5.9%
23,600	1396	1733	337	24.2%	2213	2566	353	15.9%	2837	3006	169	6.0%
23,650	1397	1735	338	24.2%	2215	2569	354	16.0%	2840	3010	171	6.0%
23,700	1398	1737	339	24.2%	2217	2572	355	16.0%	2842	3014	172	6.1%
23,750	1399	1739	340	24.3%	2218	2575	356	16.1%	2845	3018	173	6.1%
23,800	1400	1741	341	24.3%	2220	2578	358	16.1%	2847	3022	175	6.1%
23,850	1401	1742	341	24.4%	2222	2581	359	16.2%	2850	3025	176	6.2%
23,900	1402	1744	342	24.4%	2224	2584	360	16.2%	2852	3029	177	6.2%
23,950	1403	1746	343	24.5%	2225	2587	361	16.2%	2855	3033	179	6.3%
24,000	1404	1748	344	24.5%	2227	2590	363	16.3%	2857	3037	180	6.3%
24,050	1405	1750	345	24.5%	2229	2593	364	16.3%	2860	3041	181	6.3%
24,100	1406	1752	346	24.6%	2231	2596	365	16.4%	2862	3045	183	6.4%
24,150	1407	1754	347	24.6%	2232	2599	366	16.4%	2865	3048	184	6.4%
24,200	1408	1755	347	24.7%	2234	2602	368	16.5%	2867	3052	185	6.5%
24,250	1409	1757	348	24.7%	2236	2605	369	16.5%	2870	3056	187	6.5%
24,300	1410	1759	349	24.8%	2238	2608	370	16.5%	2872	3060	188	6.5%
24,350	1411	1761	350	24.8%	2239	2611	371	16.6%	2875	3064	189	6.6%
24,400	1412	1763	351	24.8%	2241	2614	373	16.6%	2877	3068	191	6.6%
24,450	1413	1765	352	24.9%	2243	2617	374	16.7%	2880	3071	192	6.7%
24,500	1414	1767	353	24.9%	2245	2620	375	16.7%	2882	3075	193	6.7%
24,550	1415	1768	353	25.0%	2246	2623	376	16.8%	2885	3079	195	6.7%
24,600	1416	1770	354	25.0%	2248	2626	378	16.8%	2887	3083	196	6.8%
24,650	1417	1772	355	25.1%	2250	2629	379	16.8%	2890	3087	197	6.8%
24,700	1418	1774	356	25.1%	2252	2632	380	16.9%	2892	3091	199	6.9%
24,750	1419	1776	357	25.1%	2253	2635	381	16.9%	2895	3094	200	6.9%
24,800	1420	1778	358	25.2%	2255	2638	383	17.0%	2897	3098	201	6.9%
24,850	1421	1780	359	25.2%	2257	2641	384	17.0%	2900	3102	203	7.0%
24,900	1422	1781	359	25.3%	2259	2644	385	17.0%	2902	3106	204	7.0%
24,950	1423	1783	360	25.3%	2260	2647	386	17.1%	2905	3110	205	7.1%
25,000	1424	1785	361	25.4%	2262	2650	388	17.1%	2907	3114	207	7.1%
25,050	1425	1787	362	25.4%	2264	2653	389	17.2%	2910	3117	208	7.1%
25,100	1426	1789	363	25.4%	2266	2656	390	17.2%	2912	3121	209	7.2%
25,150	1427	1791	364	25.5%	2267	2659	391	17.3%	2915	3125	210	7.2%
25,200	1428	1792	364	25.5%	2269	2662	393	17.3%	2917	3129	212	7.3%
25,250	1429	1794	365	25.6%	2271	2665	394	17.3%	2920	3133	213	7.3%
25,300	1430	1796	366	25.6%	2273	2668	395	17.4%	2922	3136	214	7.3%
25,350	1431	1798	367	25.6%	2274	2671	396	17.4%	2925	3140	216	7.4%
25,400	1432	1800	368	25.7%	2276	2674	398	17.5%	2927	3144	217	7.4%
25,450	1433	1802	369	25.7%	2278	2677	399	17.5%	2930	3148	218	7.5%
25,500	1434	1804	370	25.8%	2280	2680	400	17.5%	2932	3152	220	7.5%
25,550	1435	1805	370	25.8%	2281	2682	401	17.6%	2935	3156	221	7.5%
25,600	1436	1807	371	25.9%	2283	2685	402	17.6%	2937	3159	222	7.6%
25,650	1437	1809	372	25.9%	2285	2688	404	17.7%	2940	3163	224	7.6%
25,700	1438	1811	373	25.9%	2287	2691	405	17.7%	2942	3167	225	7.7%
25,750	1439	1813	374	26.0%	2288	2694	406	17.8%	2945	3171	226	7.7%
25,800	1440	1815	375	26.0%	2290	2697	407	17.8%	2947	3175	228	7.7%
25,850	1441	1817	376	26.1%	2292	2700	409	17.8%	2950	3179	229	7.8%
25,900	1442	1818	376	26.1%	2294	2703	410	17.9%	2952	3182	230	7.8%
25,950	1443	1820	377	26.1%	2295	2706	411	17.9%	2955	3186	232	7.8%
26,000	1444	1822	378	26.2%	2297	2709	412	18.0%	2957	3190	233	7.9%

Comparison of Existing and Updated Child Support Schedules

Combined Adjusted Gross Income	One Child				Two Children				Three Children			
	Existing	Updated	Change		Existing	Updated	Change		Existing	Updated	Change	
			\$	%			\$	%			\$	%
26,050	1445	1824	379	26.2%	2299	2712	414	18.0%	2960	3194	234	7.9%
26,100	1446	1826	380	26.3%	2301	2715	415	18.0%	2962	3198	236	8.0%
26,150	1447	1828	381	26.3%	2302	2718	416	18.1%	2965	3202	237	8.0%
26,200	1448	1830	382	26.3%	2304	2721	417	18.1%	2967	3205	238	8.0%
26,250	1449	1831	382	26.4%	2306	2724	419	18.2%	2970	3209	240	8.1%
26,300	1450	1833	383	26.4%	2308	2727	420	18.2%	2972	3213	241	8.1%
26,350	1451	1835	384	26.5%	2309	2730	421	18.2%	2975	3217	242	8.1%
26,400	1452	1837	385	26.5%	2311	2733	422	18.3%	2977	3221	244	8.2%
26,450	1453	1839	386	26.6%	2313	2736	424	18.3%	2980	3225	245	8.2%
26,500	1454	1841	387	26.6%	2315	2739	425	18.4%	2982	3228	246	8.3%
26,550	1455	1842	387	26.6%	2316	2742	426	18.4%	2985	3232	248	8.3%
26,600	1456	1844	388	26.7%	2318	2745	427	18.4%	2987	3236	249	8.3%
26,650	1457	1846	389	26.7%	2320	2748	429	18.5%	2990	3240	250	8.4%
26,700	1458	1848	390	26.8%	2322	2751	430	18.5%	2992	3244	252	8.4%
26,750	1459	1850	391	26.8%	2323	2754	431	18.6%	2995	3248	253	8.4%
26,800	1460	1852	392	26.8%	2325	2757	432	18.6%	2997	3251	254	8.5%
26,850	1461	1854	393	26.9%	2327	2760	434	18.6%	3000	3255	256	8.5%
26,900	1462	1855	393	26.9%	2329	2763	435	18.7%	3002	3259	257	8.6%
26,950	1463	1857	394	27.0%	2330	2766	436	18.7%	3005	3263	258	8.6%
27,000	1464	1859	395	27.0%	2332	2769	437	18.8%	3007	3267	260	8.6%
27,050	1465	1861	396	27.0%	2334	2772	439	18.8%	3010	3270	261	8.7%
27,100	1466	1863	397	27.1%	2336	2775	440	18.8%	3012	3274	262	8.7%
27,150	1467	1865	398	27.1%	2337	2778	441	18.9%	3015	3278	264	8.7%
27,200	1468	1867	399	27.2%	2339	2781	442	18.9%	3017	3282	265	8.8%
27,250	1469	1868	399	27.2%	2341	2784	444	18.9%	3020	3286	266	8.8%
27,300	1470	1870	400	27.2%	2343	2787	445	19.0%	3022	3290	268	8.9%
27,350	1471	1872	401	27.3%	2344	2790	446	19.0%	3025	3293	269	8.9%
27,400	1472	1874	402	27.3%	2346	2793	447	19.1%	3027	3297	270	8.9%
27,450	1473	1876	403	27.3%	2348	2796	449	19.1%	3030	3301	272	9.0%
27,500	1474	1878	404	27.4%	2350	2799	450	19.1%	3032	3305	273	9.0%
27,550	1475	1880	405	27.4%	2351	2802	451	19.2%	3035	3309	274	9.0%
27,600	1476	1881	405	27.5%	2353	2805	452	19.2%	3037	3313	276	9.1%
27,650	1477	1883	406	27.5%	2355	2808	454	19.3%	3040	3316	277	9.1%
27,700	1478	1885	407	27.5%	2357	2811	455	19.3%	3042	3320	278	9.1%
27,750	1479	1887	408	27.6%	2358	2814	456	19.3%	3045	3324	280	9.2%
27,800	1480	1889	409	27.6%	2360	2817	457	19.4%	3047	3328	281	9.2%
27,850	1481	1891	410	27.7%	2362	2820	458	19.4%	3050	3332	282	9.3%
27,900	1482	1892	410	27.7%	2364	2823	460	19.5%	3052	3336	284	9.3%
27,950	1483	1894	411	27.7%	2365	2826	461	19.5%	3055	3339	285	9.3%
28,000	1484	1896	412	27.8%	2367	2829	462	19.5%	3057	3343	286	9.4%
28,050	1485	1898	413	27.8%	2369	2832	463	19.6%	3060	3347	288	9.4%
28,100	1486	1899	413	27.8%	2371	2833	463	19.5%	3062	3348	286	9.4%
28,150	1487	1900	413	27.8%	2372	2834	462	19.5%	3065	3349	284	9.3%
28,200	1488	1900	412	27.7%	2374	2835	461	19.4%	3067	3349	282	9.2%
28,250	1489	1901	412	27.7%	2376	2836	460	19.4%	3070	3350	280	9.1%
28,300	1490	1902	412	27.6%	2378	2836	459	19.3%	3072	3350	278	9.1%
28,350	1491	1902	411	27.6%	2379	2837	458	19.2%	3075	3351	276	9.0%
28,400	1492	1903	411	27.5%	2381	2838	457	19.2%	3077	3351	274	8.9%
28,450	1493	1904	411	27.5%	2383	2838	455	19.1%	3080	3351	272	8.8%
28,500	1494	1904	410	27.5%	2385	2839	454	19.1%	3082	3352	270	8.8%
28,550	1495	1905	410	27.4%	2386	2840	453	19.0%	3085	3352	268	8.7%

Comparison of Existing and Updated Child Support Schedules

Combined Adjusted Gross Income	One Child				Two Children				Three Children			
	Existing	Updated	Change		Existing	Updated	Change		Existing	Updated	Change	
			\$	%			\$	%			\$	%
28,600	1496	1906	410	27.4%	2388	2840	452	18.9%	3087	3353	266	8.6%
28,650	1497	1906	409	27.3%	2390	2841	451	18.9%	3090	3353	264	8.5%
28,700	1498	1907	409	27.3%	2392	2842	450	18.8%	3092	3354	262	8.5%
28,750	1499	1908	409	27.3%	2393	2842	449	18.8%	3095	3354	260	8.4%
28,800	1500	1908	408	27.2%	2395	2843	448	18.7%	3097	3354	257	8.3%
28,850	1501	1909	408	27.2%	2397	2844	447	18.6%	3100	3355	255	8.2%
28,900	1502	1909	407	27.1%	2399	2844	446	18.6%	3102	3355	253	8.2%
28,950	1503	1910	407	27.1%	2400	2845	445	18.5%	3105	3356	251	8.1%
29,000	1504	1911	407	27.0%	2402	2846	444	18.5%	3107	3356	249	8.0%
29,050	1505	1911	406	27.0%	2404	2846	443	18.4%	3110	3357	247	7.9%
29,100	1506	1912	406	27.0%	2406	2847	442	18.4%	3112	3357	245	7.9%
29,150	1507	1913	406	26.9%	2407	2848	440	18.3%	3115	3358	243	7.8%
29,200	1508	1913	405	26.9%	2409	2848	439	18.2%	3117	3358	241	7.7%
29,250	1509	1914	405	26.8%	2411	2849	438	18.2%	3120	3358	239	7.7%
29,300	1510	1915	405	26.8%	2413	2850	437	18.1%	3122	3359	237	7.6%
29,350	1511	1915	404	26.8%	2414	2850	436	18.1%	3125	3359	235	7.5%
29,400	1512	1916	404	26.7%	2416	2851	435	18.0%	3127	3360	233	7.4%
29,450	1513	1917	404	26.7%	2418	2852	434	18.0%	3130	3360	231	7.4%
29,500	1514	1917	403	26.6%	2420	2852	433	17.9%	3132	3361	229	7.3%
29,550	1515	1918	403	26.6%	2421	2853	432	17.8%	3135	3361	227	7.2%
29,600	1516	1919	403	26.6%	2423	2854	431	17.8%	3137	3361	224	7.2%
29,650	1517	1919	402	26.5%	2425	2855	430	17.7%	3140	3362	222	7.1%
29,700	1518	1920	402	26.5%	2427	2855	429	17.7%	3142	3362	220	7.0%
29,750	1519	1921	402	26.4%	2428	2856	428	17.6%	3145	3363	218	6.9%
29,800	1520	1921	401	26.4%	2430	2857	427	17.6%	3147	3363	216	6.9%
29,850	1521	1922	401	26.4%	2432	2857	425	17.5%	3150	3364	214	6.8%
29,900	1522	1923	401	26.3%	2434	2858	424	17.4%	3152	3364	212	6.7%
29,950	1523	1923	400	26.3%	2435	2859	423	17.4%	3155	3365	210	6.7%
30,000	1524	1924	400	26.2%	2437	2859	422	17.3%	3157	3365	208	6.6%
30,050	1525	1925	400	26.2%	2439	2860	421	17.3%	3160	3365	206	6.5%
30,100	1526	1925	399	26.2%	2441	2861	420	17.2%	3162	3366	204	6.4%
30,150	1527	1926	399	26.1%	2442	2861	419	17.2%	3165	3366	202	6.4%
30,200	1528	1926	398	26.1%	2444	2862	418	17.1%	3167	3367	200	6.3%
30,250	1529	1927	398	26.0%	2446	2863	417	17.0%	3170	3367	198	6.2%
30,300	1530	1928	398	26.0%	2448	2863	416	17.0%	3172	3368	196	6.2%
30,350	1531	1928	397	26.0%	2449	2864	415	16.9%	3175	3368	194	6.1%
30,400	1532	1929	397	25.9%	2451	2865	414	16.9%	3177	3368	191	6.0%
30,450	1533	1930	397	25.9%	2453	2865	413	16.8%	3180	3369	189	6.0%
30,500	1534	1930	396	25.8%	2455	2866	412	16.8%	3182	3369	187	5.9%
30,550	1535	1931	396	25.8%	2456	2867	410	16.7%	3185	3370	185	5.8%
30,600	1536	1932	396	25.8%	2458	2867	409	16.7%	3187	3370	183	5.7%
30,650	1537	1932	395	25.7%	2460	2868	408	16.6%	3190	3371	181	5.7%
30,700	1538	1933	395	25.7%	2462	2869	407	16.5%	3192	3371	179	5.6%
30,750	1539	1934	395	25.6%	2463	2869	406	16.5%	3195	3371	177	5.5%
30,800	1540	1934	394	25.6%	2465	2870	405	16.4%	3197	3372	175	5.5%
30,850	1541	1935	394	25.6%	2467	2871	404	16.4%	3200	3372	173	5.4%
30,900	1542	1936	394	25.5%	2469	2871	403	16.3%	3202	3373	171	5.3%
30,950	1543	1936	393	25.5%	2470	2872	402	16.3%	3205	3373	169	5.3%
31,000	1544	1937	393	25.4%	2472	2873	401	16.2%	3207	3374	167	5.2%
31,050	1545	1938	393	25.4%	2474	2874	400	16.2%	3210	3374	165	5.1%
31,100	1546	1938	392	25.4%	2476	2874	399	16.1%	3212	3375	163	5.1%

Comparison of Existing and Updated Child Support Schedules

Combined Adjusted Gross Income	One Child				Two Children				Three Children			
	Existing	Updated	Change		Existing	Updated	Change		Existing	Updated	Change	
			\$	%			\$	%			\$	%
31,150	1547	1939	392	25.3%	2477	2875	398	16.1%	3215	3375	160	5.0%
31,200	1548	1940	392	25.3%	2479	2876	397	16.0%	3217	3375	158	4.9%
31,250	1549	1940	391	25.3%	2481	2876	395	15.9%	3220	3376	156	4.9%
31,300	1550	1941	391	25.2%	2483	2877	394	15.9%	3222	3376	154	4.8%
31,350	1551	1942	391	25.2%	2484	2878	393	15.8%	3225	3377	152	4.7%
31,400	1552	1942	390	25.1%	2486	2878	392	15.8%	3227	3377	150	4.7%
31,450	1553	1943	390	25.1%	2488	2879	391	15.7%	3230	3378	148	4.6%
31,500	1554	1943	389	25.1%	2490	2880	390	15.7%	3232	3378	146	4.5%
31,550	1555	1944	389	25.0%	2491	2880	389	15.6%	3235	3378	144	4.5%
31,600	1556	1945	389	25.0%	2493	2881	388	15.6%	3237	3379	142	4.4%
31,650	1557	1945	388	24.9%	2495	2882	387	15.5%	3240	3379	140	4.3%
31,700	1558	1946	388	24.9%	2497	2882	386	15.5%	3242	3380	138	4.3%
31,750	1559	1947	388	24.9%	2498	2883	385	15.4%	3245	3380	136	4.2%
31,800	1560	1947	387	24.8%	2500	2884	384	15.3%	3247	3381	134	4.1%
31,850	1561	1948	387	24.8%	2502	2884	383	15.3%	3250	3381	132	4.0%
31,900	1562	1949	387	24.8%	2504	2885	382	15.2%	3252	3382	130	4.0%
31,950	1563	1949	386	24.7%	2505	2886	380	15.2%	3255	3382	127	3.9%
32,000	1564	1950	386	24.7%	2507	2886	379	15.1%	3257	3382	125	3.9%
32,050	1565	1951	386	24.6%	2509	2887	378	15.1%	3260	3383	123	3.8%
32,100	1566	1951	385	24.6%	2511	2888	377	15.0%	3262	3383	121	3.7%
32,150	1567	1952	385	24.6%	2512	2888	376	15.0%	3265	3384	119	3.7%
32,200	1568	1953	385	24.5%	2514	2889	375	14.9%	3267	3384	117	3.6%
32,250	1569	1953	384	24.5%	2516	2890	374	14.9%	3270	3385	115	3.5%
32,300	1570	1954	384	24.5%	2518	2890	373	14.8%	3272	3385	113	3.5%
32,350	1571	1955	384	24.4%	2519	2891	372	14.8%	3275	3385	111	3.4%
32,400	1572	1955	383	24.4%	2521	2892	371	14.7%	3277	3386	109	3.3%
32,450	1573	1956	383	24.3%	2523	2893	370	14.7%	3280	3386	107	3.3%
32,500	1574	1957	383	24.3%	2525	2893	369	14.6%	3282	3387	105	3.2%
32,550	1575	1957	382	24.3%	2526	2894	368	14.6%	3285	3387	103	3.1%
32,600	1576	1958	382	24.2%	2528	2895	367	14.5%	3287	3388	101	3.1%
32,650	1577	1959	382	24.2%	2530	2895	365	14.4%	3290	3388	99	3.0%
32,700	1578	1959	381	24.2%	2532	2896	364	14.4%	3292	3389	97	2.9%
32,750	1579	1960	381	24.1%	2533	2897	363	14.3%	3295	3389	94	2.9%
32,800	1580	1960	380	24.1%	2535	2897	362	14.3%	3297	3389	92	2.8%
32,850	1581	1961	380	24.0%	2537	2898	361	14.2%	3300	3390	90	2.7%
32,900	1582	1962	380	24.0%	2539	2899	360	14.2%	3302	3390	88	2.7%
32,950	1583	1962	379	24.0%	2540	2899	359	14.1%	3305	3391	86	2.6%
33,000	1584	1963	379	23.9%	2542	2900	358	14.1%	3307	3391	84	2.5%
33,050	1585	1964	379	23.9%	2544	2901	357	14.0%	3310	3392	82	2.5%
33,100	1586	1964	378	23.9%	2546	2901	356	14.0%	3312	3392	80	2.4%
33,150	1587	1965	378	23.8%	2547	2902	355	13.9%	3315	3392	78	2.4%
33,200	1588	1966	378	23.8%	2549	2903	354	13.9%	3317	3393	76	2.3%
33,250	1589	1966	377	23.7%	2551	2903	353	13.8%	3320	3393	74	2.2%
33,300	1590	1967	377	23.7%	2553	2904	352	13.8%	3322	3394	72	2.2%
33,350	1591	1968	377	23.7%	2554	2905	350	13.7%	3325	3394	70	2.1%
33,400	1592	1968	376	23.6%	2556	2905	349	13.7%	3327	3395	68	2.0%
33,450	1593	1969	376	23.6%	2558	2906	348	13.6%	3330	3395	66	2.0%
33,500	1594	1970	376	23.6%	2560	2907	347	13.6%	3332	3395	63	1.9%
33,550	1595	1970	375	23.5%	2561	2907	346	13.5%	3335	3396	61	1.8%
33,600	1596	1971	375	23.5%	2563	2908	345	13.5%	3337	3396	59	1.8%
33,650	1597	1972	375	23.5%	2565	2909	344	13.4%	3340	3397	57	1.7%

Comparison of Existing and Updated Child Support Schedules

Combined Adjusted Gross Income	One Child				Two Children				Three Children			
	Existing	Updated	Change		Existing	Updated	Change		Existing	Updated	Change	
			\$	%			\$	%			\$	%
33,700	1598	1972	374	23.4%	2567	2909	343	13.4%	3342	3397	55	1.7%
33,750	1599	1973	374	23.4%	2568	2910	342	13.3%	3345	3398	53	1.6%
33,800	1600	1974	374	23.3%	2570	2911	341	13.3%	3347	3398	51	1.5%
33,850	1601	1974	373	23.3%	2572	2912	340	13.2%	3350	3399	49	1.5%
33,900	1602	1975	373	23.3%	2574	2912	339	13.2%	3352	3399	47	1.4%
33,950	1603	1976	373	23.2%	2575	2913	338	13.1%	3355	3399	45	1.3%
34,000	1604	1976	372	23.2%	2577	2914	337	13.1%	3357	3400	43	1.3%
34,050	1605	1977	372	23.2%	2579	2914	335	13.0%	3360	3400	41	1.2%
34,100	1606	1977	371	23.1%	2581	2915	334	13.0%	3362	3401	39	1.2%
34,150	1607	1978	371	23.1%	2582	2916	333	12.9%	3365	3401	37	1.1%
34,200	1608	1979	371	23.1%	2584	2916	332	12.9%	3367	3402	35	1.0%
34,250	1609	1979	370	23.0%	2586	2917	331	12.8%	3370	3402	32	1.0%
34,300	1610	1980	370	23.0%	2588	2917	330	12.8%	3372	3402	30	0.9%
34,350	1611	1981	370	22.9%	2589	2918	329	12.7%	3375	3403	28	0.8%
34,400	1612	1981	369	22.9%	2591	2919	328	12.7%	3377	3403	26	0.8%
34,450	1613	1982	369	22.9%	2593	2919	327	12.6%	3380	3404	24	0.7%
34,500	1614	1983	369	22.8%	2595	2920	326	12.6%	3382	3404	22	0.7%
34,550	1615	1983	368	22.8%	2596	2921	325	12.5%	3385	3405	20	0.6%
34,600	1616	1984	368	22.8%	2598	2921	323	12.4%	3387	3405	18	0.5%
34,650	1617	1984	367	22.7%	2600	2922	322	12.4%	3390	3405	16	0.5%
34,700	1618	1985	367	22.7%	2602	2923	321	12.3%	3392	3406	14	0.4%
34,750	1619	1986	367	22.6%	2603	2923	320	12.3%	3395	3406	12	0.3%
34,800	1620	1986	366	22.6%	2605	2924	319	12.2%	3397	3407	10	0.3%
34,850	1621	1987	366	22.6%	2607	2925	318	12.2%	3400	3407	8	0.2%
34,900	1622	1988	366	22.5%	2609	2925	317	12.1%	3402	3407	5	0.2%
34,950	1623	1988	365	22.5%	2610	2926	316	12.1%	3405	3408	3	0.1%
35,000	1624	1989	365	22.5%	2612	2927	315	12.0%	3407	3408	1	0.0%

Comparison of Existing and Updated Child Support Schedules

Combined Adjusted Gross Income	Four Children				Five Children				Six Children			
	Existing	Updated	Change		Existing	Updated	Change		Existing	Updated	Change	
			\$	%			\$	%			\$	%
550	65	220	155	238.5%	65	242	177	272.4%	65	263	198	304.8%
600	114	240	126	110.2%	115	264	149	129.3%	116	287	171	147.1%
650	143	259	116	81.3%	145	285	140	96.6%	146	310	164	112.3%
700	172	279	107	62.1%	174	307	133	76.2%	176	333	157	89.4%
750	202	298	96	47.6%	204	328	124	60.8%	206	357	151	73.1%
800	231	317	86	37.4%	233	349	116	49.8%	236	379	143	60.8%
850	260	336	76	29.1%	263	369	106	40.4%	266	401	135	50.9%
900	289	353	64	22.0%	292	388	96	32.8%	295	422	127	42.9%
950	318	369	51	16.2%	322	406	84	26.2%	325	442	117	35.9%
1,000	348	386	38	11.0%	351	425	74	21.0%	355	462	107	30.1%
1,050	377	403	26	6.8%	381	443	62	16.3%	385	482	97	25.1%
1,100	406	419	13	3.3%	410	461	51	12.5%	415	501	86	20.8%
1,150	435	436	1	0.2%	440	480	40	9.0%	445	521	76	17.2%
1,200	465	453	-12	-2.7%	470	498	28	5.9%	475	541	66	13.9%
1,250	497	469	-28	-5.6%	502	516	14	2.8%	507	561	54	10.7%
1,300	526	486	-40	-7.6%	536	535	-1	-0.3%	542	581	39	7.2%
1,350	545	503	-42	-7.8%	570	553	-17	-3.0%	576	601	25	4.3%
1,400	563	519	-44	-7.8%	605	571	-34	-5.6%	611	621	10	1.6%
1,450	581	536	-45	-7.8%	633	589	-44	-6.9%	645	641	-4	-0.7%
1,500	602	552	-50	-8.2%	656	608	-48	-7.4%	680	661	-19	-2.9%
1,550	617	569	-48	-7.8%	672	626	-46	-6.8%	714	680	-34	-4.7%
1,600	632	585	-47	-7.4%	689	644	-45	-6.6%	737	700	-37	-5.1%
1,650	647	601	-46	-7.1%	705	661	-44	-6.3%	754	718	-36	-4.7%
1,700	662	616	-46	-6.9%	721	678	-43	-6.0%	772	737	-35	-4.5%
1,750	676	632	-44	-6.5%	738	695	-43	-5.8%	789	756	-33	-4.2%
1,800	690	647	-43	-6.2%	752	712	-40	-5.3%	805	774	-31	-3.9%
1,850	702	663	-39	-5.6%	766	729	-37	-4.8%	819	792	-27	-3.3%
1,900	714	678	-36	-5.0%	779	746	-33	-4.3%	834	811	-23	-2.8%
1,950	727	693	-34	-4.6%	793	763	-30	-3.8%	848	829	-19	-2.2%
2,000	739	709	-30	-4.1%	806	780	-26	-3.3%	862	848	-14	-1.7%
2,050	751	724	-27	-3.6%	819	797	-22	-2.7%	877	866	-11	-1.3%
2,100	763	740	-23	-3.1%	833	814	-19	-2.3%	891	884	-7	-0.7%
2,150	776	755	-21	-2.7%	846	830	-16	-1.8%	905	903	-2	-0.2%
2,200	788	770	-18	-2.2%	860	847	-13	-1.5%	920	921	1	0.1%
2,250	800	786	-14	-1.8%	873	864	-9	-1.0%	934	940	6	0.6%
2,300	812	801	-11	-1.3%	886	881	-5	-0.5%	948	958	10	1.1%
2,350	825	817	-8	-1.0%	900	898	-2	-0.2%	963	976	13	1.4%
2,400	837	832	-5	-0.6%	913	915	2	0.2%	977	995	18	1.8%
2,450	849	847	-2	-0.2%	927	932	5	0.5%	991	1013	22	2.2%
2,500	862	863	1	0.1%	940	949	9	1.0%	1006	1032	26	2.5%
2,550	874	878	4	0.5%	954	966	12	1.3%	1020	1050	30	2.9%
2,600	886	894	8	0.9%	967	983	16	1.6%	1034	1068	34	3.3%
2,650	897	909	12	1.3%	979	1000	21	2.1%	1048	1087	39	3.7%
2,700	908	924	16	1.8%	991	1017	26	2.6%	1060	1105	45	4.3%
2,750	919	940	21	2.3%	1003	1034	31	3.1%	1073	1124	51	4.7%
2,800	930	955	25	2.7%	1015	1051	36	3.5%	1085	1142	57	5.3%
2,850	941	971	30	3.1%	1027	1068	41	3.9%	1098	1160	62	5.7%
2,900	953	986	33	3.5%	1039	1084	45	4.4%	1112	1179	67	6.0%
2,950	964	1001	37	3.9%	1052	1101	49	4.7%	1125	1197	72	6.4%

Comparison of Existing and Updated Child Support Schedules

Combined Adjusted Gross Income	Four Children				Five Children				Six Children			
	Existing	Updated	Change		Existing	Updated	Change		Existing	Updated	Change	
			\$	%			\$	%			\$	%
3,000	975	1017	42	4.3%	1064	1118	54	5.1%	1138	1216	78	6.8%
3,050	987	1032	45	4.6%	1076	1135	59	5.5%	1152	1234	82	7.1%
3,100	998	1047	49	5.0%	1089	1152	63	5.8%	1165	1252	87	7.5%
3,150	1010	1063	53	5.2%	1101	1169	68	6.2%	1178	1271	93	7.9%
3,200	1021	1078	57	5.6%	1114	1186	72	6.5%	1191	1289	98	8.3%
3,250	1032	1094	62	6.0%	1126	1203	77	6.8%	1205	1308	103	8.5%
3,300	1044	1109	65	6.2%	1139	1220	81	7.1%	1218	1326	108	8.9%
3,350	1055	1123	68	6.5%	1151	1236	85	7.4%	1231	1343	112	9.1%
3,400	1067	1138	71	6.6%	1164	1252	88	7.5%	1245	1361	116	9.3%
3,450	1078	1152	74	6.9%	1176	1268	92	7.8%	1258	1378	120	9.5%
3,500	1089	1167	78	7.1%	1189	1283	94	7.9%	1271	1395	124	9.8%
3,550	1101	1181	80	7.3%	1201	1299	98	8.2%	1285	1412	127	9.9%
3,600	1112	1196	84	7.5%	1213	1315	102	8.4%	1298	1430	132	10.1%
3,650	1124	1210	86	7.7%	1226	1331	105	8.6%	1311	1447	136	10.4%
3,700	1137	1224	87	7.7%	1240	1347	107	8.6%	1326	1464	138	10.4%
3,750	1150	1239	89	7.7%	1254	1363	109	8.7%	1342	1481	139	10.4%
3,800	1163	1253	90	7.8%	1268	1379	111	8.7%	1357	1499	142	10.4%
3,850	1176	1268	92	7.8%	1283	1395	112	8.7%	1372	1516	144	10.5%
3,900	1189	1280	91	7.7%	1297	1408	111	8.6%	1387	1531	144	10.4%
3,950	1202	1293	91	7.5%	1311	1422	111	8.5%	1402	1546	144	10.3%
4,000	1214	1305	91	7.5%	1325	1436	111	8.4%	1417	1561	144	10.1%
4,050	1227	1318	91	7.4%	1339	1449	110	8.2%	1432	1575	143	10.0%
4,100	1240	1330	90	7.3%	1353	1463	110	8.1%	1448	1590	142	9.8%
4,150	1253	1342	89	7.1%	1367	1477	110	8.0%	1463	1605	142	9.7%
4,200	1266	1355	89	7.0%	1382	1490	108	7.8%	1478	1620	142	9.6%
4,250	1279	1367	88	6.9%	1396	1504	108	7.7%	1493	1635	142	9.5%
4,300	1292	1377	85	6.6%	1410	1515	105	7.4%	1508	1647	139	9.2%
4,350	1305	1387	82	6.3%	1424	1526	102	7.1%	1523	1658	135	8.9%
4,400	1318	1397	79	6.0%	1438	1537	99	6.9%	1538	1670	132	8.6%
4,450	1331	1407	76	5.7%	1452	1548	96	6.6%	1553	1682	129	8.3%
4,500	1344	1417	73	5.4%	1467	1559	92	6.2%	1569	1694	125	8.0%
4,550	1357	1427	70	5.1%	1481	1569	88	6.0%	1584	1706	122	7.7%
4,600	1370	1437	67	4.9%	1495	1580	85	5.7%	1599	1718	119	7.4%
4,650	1383	1447	64	4.6%	1509	1591	82	5.5%	1614	1730	116	7.2%
4,700	1395	1457	62	4.4%	1522	1602	80	5.3%	1627	1742	115	7.0%
4,750	1406	1466	60	4.3%	1534	1613	79	5.2%	1641	1753	112	6.9%
4,800	1417	1476	59	4.2%	1546	1624	78	5.0%	1654	1765	111	6.7%
4,850	1428	1486	58	4.1%	1558	1635	77	4.9%	1667	1777	110	6.6%
4,900	1439	1496	57	4.0%	1570	1646	76	4.8%	1679	1789	110	6.6%
4,950	1450	1506	56	3.8%	1582	1656	74	4.7%	1692	1800	108	6.4%
5,000	1460	1511	51	3.5%	1593	1662	69	4.3%	1704	1807	103	6.0%
5,050	1471	1516	45	3.1%	1605	1668	63	3.9%	1716	1813	97	5.7%
5,100	1481	1522	41	2.8%	1616	1674	58	3.6%	1728	1820	92	5.3%
5,150	1492	1527	35	2.4%	1628	1680	52	3.2%	1741	1826	85	4.9%
5,200	1502	1533	31	2.0%	1640	1686	46	2.8%	1753	1833	80	4.5%
5,250	1513	1538	25	1.7%	1651	1692	41	2.5%	1765	1839	74	4.2%
5,300	1524	1544	20	1.3%	1663	1698	35	2.1%	1778	1846	68	3.8%
5,350	1534	1549	15	1.0%	1674	1704	30	1.8%	1790	1852	62	3.5%
5,400	1545	1554	9	0.6%	1686	1710	24	1.4%	1802	1859	57	3.1%

Comparison of Existing and Updated Child Support Schedules

Combined Adjusted Gross Income	Four Children				Five Children				Six Children			
	Existing	Updated	Change		Existing	Updated	Change		Existing	Updated	Change	
			\$	%			\$	%			\$	%
5,450	1555	1560	5	0.3%	1697	1716	19	1.1%	1815	1865	50	2.8%
5,500	1566	1565	-1	0.0%	1709	1722	13	0.8%	1827	1872	45	2.4%
5,550	1576	1571	-5	-0.3%	1720	1728	8	0.5%	1839	1878	39	2.1%
5,600	1587	1576	-11	-0.7%	1732	1734	2	0.1%	1851	1885	34	1.8%
5,650	1598	1582	-16	-1.0%	1743	1740	-3	-0.2%	1864	1891	27	1.5%
5,700	1608	1587	-21	-1.3%	1755	1746	-9	-0.5%	1876	1897	21	1.1%
5,750	1619	1592	-27	-1.7%	1766	1751	-15	-0.8%	1888	1904	16	0.8%
5,800	1629	1598	-31	-1.9%	1778	1757	-21	-1.2%	1901	1910	9	0.5%
5,850	1640	1603	-37	-2.3%	1790	1763	-27	-1.5%	1913	1917	4	0.2%
5,900	1650	1608	-42	-2.5%	1801	1769	-32	-1.8%	1925	1923	-2	-0.1%
5,950	1661	1613	-48	-2.9%	1813	1775	-38	-2.1%	1937	1929	-8	-0.4%
6,000	1672	1619	-53	-3.2%	1824	1781	-43	-2.4%	1950	1936	-14	-0.7%
6,050	1682	1624	-58	-3.4%	1836	1787	-49	-2.7%	1962	1942	-20	-1.0%
6,100	1693	1629	-64	-3.8%	1847	1792	-55	-3.0%	1974	1948	-26	-1.3%
6,150	1703	1635	-68	-4.0%	1859	1798	-61	-3.3%	1987	1955	-32	-1.6%
6,200	1714	1640	-74	-4.3%	1870	1804	-66	-3.5%	1999	1961	-38	-1.9%
6,250	1724	1645	-79	-4.6%	1882	1810	-72	-3.8%	2011	1967	-44	-2.2%
6,300	1735	1651	-84	-4.9%	1893	1816	-77	-4.1%	2023	1974	-49	-2.4%
6,350	1745	1656	-89	-5.1%	1905	1822	-83	-4.4%	2036	1980	-56	-2.7%
6,400	1756	1661	-95	-5.4%	1916	1827	-89	-4.6%	2048	1986	-62	-3.0%
6,450	1767	1667	-100	-5.7%	1928	1833	-95	-4.9%	2060	1993	-67	-3.3%
6,500	1777	1672	-105	-5.9%	1940	1839	-101	-5.2%	2073	1999	-74	-3.6%
6,550	1786	1677	-109	-6.1%	1949	1845	-104	-5.3%	2083	2005	-78	-3.7%
6,600	1794	1683	-111	-6.2%	1957	1851	-106	-5.4%	2092	2012	-80	-3.8%
6,650	1801	1688	-113	-6.3%	1965	1857	-108	-5.5%	2100	2018	-82	-3.9%
6,700	1809	1694	-115	-6.3%	1974	1864	-110	-5.6%	2109	2026	-83	-3.9%
6,750	1817	1703	-114	-6.3%	1982	1873	-109	-5.5%	2118	2036	-82	-3.9%
6,800	1824	1711	-113	-6.2%	1990	1882	-108	-5.4%	2127	2046	-81	-3.8%
6,850	1832	1719	-113	-6.2%	1999	1891	-108	-5.4%	2136	2056	-80	-3.8%
6,900	1839	1728	-111	-6.1%	2007	1900	-107	-5.3%	2145	2066	-79	-3.7%
6,950	1847	1736	-111	-6.0%	2016	1909	-107	-5.3%	2154	2076	-78	-3.6%
7,000	1855	1744	-111	-6.0%	2024	1919	-105	-5.2%	2163	2085	-78	-3.6%
7,050	1862	1752	-110	-5.9%	2032	1928	-104	-5.1%	2172	2095	-77	-3.5%
7,100	1870	1761	-109	-5.8%	2041	1937	-104	-5.1%	2181	2105	-76	-3.5%
7,150	1878	1769	-109	-5.8%	2049	1946	-103	-5.0%	2190	2115	-75	-3.4%
7,200	1885	1777	-108	-5.7%	2057	1955	-102	-5.0%	2199	2125	-74	-3.4%
7,250	1893	1786	-107	-5.7%	2066	1964	-102	-4.9%	2207	2135	-72	-3.3%
7,300	1900	1794	-106	-5.6%	2074	1973	-101	-4.9%	2216	2145	-71	-3.2%
7,350	1908	1802	-106	-5.5%	2082	1982	-100	-4.8%	2225	2155	-70	-3.2%
7,400	1916	1810	-106	-5.5%	2091	1991	-100	-4.8%	2234	2165	-69	-3.1%
7,450	1923	1819	-104	-5.4%	2099	2001	-98	-4.7%	2243	2175	-68	-3.0%
7,500	1931	1827	-104	-5.4%	2108	2010	-98	-4.7%	2252	2185	-67	-3.0%
7,550	1938	1835	-103	-5.3%	2116	2019	-97	-4.6%	2261	2194	-67	-2.9%
7,600	1946	1844	-102	-5.3%	2124	2028	-96	-4.5%	2270	2204	-66	-2.9%
7,650	1954	1852	-102	-5.2%	2133	2037	-96	-4.5%	2279	2214	-65	-2.8%
7,700	1961	1860	-101	-5.1%	2141	2046	-95	-4.4%	2288	2224	-64	-2.8%
7,750	1969	1865	-104	-5.3%	2149	2051	-98	-4.5%	2297	2230	-67	-2.9%
7,800	1977	1867	-110	-5.5%	2158	2054	-104	-4.8%	2305	2233	-72	-3.1%
7,850	1983	1870	-113	-5.7%	2164	2057	-107	-4.9%	2313	2236	-77	-3.3%

Comparison of Existing and Updated Child Support Schedules

Combined Adjusted Gross Income	Four Children				Five Children				Six Children			
	Existing	Updated	Change		Existing	Updated	Change		Existing	Updated	Change	
			\$	%			\$	%			\$	%
7,900	1989	1873	-116	-5.9%	2171	2060	-111	-5.1%	2320	2239	-81	-3.5%
7,950	1995	1875	-120	-6.0%	2178	2063	-115	-5.3%	2328	2242	-86	-3.7%
8,000	2001	1878	-123	-6.2%	2185	2065	-120	-5.5%	2335	2245	-90	-3.9%
8,050	2007	1880	-127	-6.3%	2192	2068	-124	-5.6%	2343	2248	-95	-4.1%
8,100	2014	1883	-131	-6.5%	2198	2071	-127	-5.8%	2350	2251	-99	-4.2%
8,150	2020	1885	-135	-6.7%	2205	2074	-131	-6.0%	2357	2254	-103	-4.4%
8,200	2026	1888	-138	-6.8%	2212	2076	-136	-6.1%	2365	2257	-108	-4.6%
8,250	2032	1890	-142	-7.0%	2219	2079	-140	-6.3%	2372	2260	-112	-4.7%
8,300	2038	1892	-146	-7.1%	2226	2082	-144	-6.5%	2380	2263	-117	-4.9%
8,350	2045	1895	-150	-7.3%	2232	2084	-148	-6.6%	2387	2266	-121	-5.1%
8,400	2051	1897	-154	-7.5%	2239	2087	-152	-6.8%	2395	2269	-126	-5.3%
8,450	2057	1899	-158	-7.7%	2246	2089	-157	-7.0%	2402	2271	-131	-5.4%
8,500	2063	1901	-162	-7.8%	2253	2091	-162	-7.2%	2410	2273	-137	-5.7%
8,550	2069	1903	-166	-8.0%	2260	2093	-167	-7.4%	2417	2276	-141	-5.8%
8,600	2076	1905	-171	-8.2%	2266	2096	-170	-7.5%	2425	2278	-147	-6.1%
8,650	2082	1907	-175	-8.4%	2273	2098	-175	-7.7%	2432	2280	-152	-6.2%
8,700	2088	1909	-179	-8.6%	2280	2100	-180	-7.9%	2440	2282	-158	-6.5%
8,750	2094	1911	-183	-8.8%	2287	2102	-185	-8.1%	2447	2284	-163	-6.6%
8,800	2100	1912	-188	-8.9%	2294	2104	-190	-8.3%	2455	2287	-168	-6.9%
8,850	2107	1914	-193	-9.1%	2300	2106	-194	-8.4%	2462	2289	-173	-7.0%
8,900	2113	1916	-197	-9.3%	2307	2108	-199	-8.6%	2470	2291	-179	-7.2%
8,950	2119	1918	-201	-9.5%	2314	2110	-204	-8.8%	2477	2293	-184	-7.4%
9,000	2125	1920	-205	-9.7%	2321	2112	-209	-9.0%	2484	2295	-189	-7.6%
9,050	2131	1922	-209	-9.8%	2328	2114	-214	-9.2%	2492	2298	-194	-7.8%
9,100	2137	1923	-214	-10.0%	2334	2116	-218	-9.3%	2498	2300	-198	-7.9%
9,150	2141	1925	-216	-10.1%	2339	2118	-221	-9.5%	2503	2302	-201	-8.0%
9,200	2146	1932	-214	-10.0%	2344	2125	-219	-9.3%	2509	2310	-199	-7.9%
9,250	2151	1940	-211	-9.8%	2349	2134	-215	-9.2%	2514	2319	-195	-7.7%
9,300	2156	1947	-209	-9.7%	2354	2142	-212	-9.0%	2520	2328	-192	-7.6%
9,350	2160	1955	-205	-9.5%	2359	2150	-209	-8.8%	2525	2337	-188	-7.4%
9,400	2165	1962	-203	-9.4%	2365	2159	-206	-8.7%	2531	2346	-185	-7.3%
9,450	2170	1970	-200	-9.2%	2370	2167	-203	-8.6%	2536	2355	-181	-7.1%
9,500	2175	1978	-197	-9.1%	2375	2176	-199	-8.4%	2541	2365	-176	-6.9%
9,550	2179	1986	-193	-8.8%	2380	2185	-195	-8.2%	2547	2375	-172	-6.8%
9,600	2184	1995	-189	-8.7%	2385	2194	-191	-8.0%	2552	2385	-167	-6.5%
9,650	2189	2003	-186	-8.5%	2390	2203	-187	-7.8%	2558	2395	-163	-6.4%
9,700	2194	2011	-183	-8.3%	2396	2212	-184	-7.7%	2563	2405	-158	-6.2%
9,750	2198	2020	-178	-8.1%	2401	2222	-179	-7.5%	2569	2415	-154	-6.0%
9,800	2203	2028	-175	-7.9%	2406	2231	-175	-7.3%	2574	2425	-149	-5.8%
9,850	2208	2036	-172	-7.8%	2411	2240	-171	-7.1%	2580	2435	-145	-5.6%
9,900	2213	2045	-168	-7.6%	2416	2249	-167	-6.9%	2585	2445	-140	-5.4%
9,950	2218	2053	-165	-7.4%	2421	2258	-163	-6.7%	2590	2455	-135	-5.2%
10,000	2222	2061	-161	-7.2%	2427	2268	-159	-6.6%	2596	2465	-131	-5.1%
10,050	2226	2070	-156	-7.0%	2431	2277	-155	-6.4%	2601	2475	-126	-4.8%
10,100	2230	2078	-152	-6.8%	2436	2286	-150	-6.2%	2606	2485	-121	-4.6%
10,150	2234	2086	-147	-6.6%	2440	2295	-145	-5.9%	2610	2495	-115	-4.4%
10,200	2238	2095	-143	-6.4%	2445	2304	-140	-5.7%	2615	2505	-110	-4.2%
10,250	2242	2103	-138	-6.2%	2449	2314	-135	-5.5%	2620	2515	-105	-4.0%
10,300	2245	2112	-133	-5.9%	2453	2323	-130	-5.3%	2625	2525	-99	-3.8%

Comparison of Existing and Updated Child Support Schedules

Combined Adjusted Gross Income	Four Children				Five Children				Six Children			
	Existing	Updated	Change		Existing	Updated	Change		Existing	Updated	Change	
			\$	%			\$	%			\$	%
10,350	2249	2121	-129	-5.7%	2458	2333	-125	-5.1%	2629	2536	-94	-3.6%
10,400	2253	2129	-124	-5.5%	2462	2342	-120	-4.9%	2634	2546	-88	-3.4%
10,450	2257	2138	-119	-5.3%	2467	2351	-115	-4.7%	2639	2556	-83	-3.1%
10,500	2261	2146	-115	-5.1%	2471	2361	-110	-4.5%	2644	2566	-77	-2.9%
10,550	2265	2155	-110	-4.9%	2475	2370	-105	-4.3%	2648	2576	-72	-2.7%
10,600	2269	2163	-106	-4.7%	2480	2380	-100	-4.0%	2653	2587	-66	-2.5%
10,650	2273	2172	-101	-4.4%	2484	2389	-95	-3.8%	2658	2597	-61	-2.3%
10,700	2277	2180	-96	-4.2%	2489	2398	-90	-3.6%	2663	2607	-55	-2.1%
10,750	2281	2189	-92	-4.0%	2493	2408	-85	-3.4%	2667	2617	-50	-1.9%
10,800	2284	2197	-87	-3.8%	2497	2417	-80	-3.2%	2672	2627	-45	-1.7%
10,850	2288	2206	-82	-3.6%	2502	2427	-75	-3.0%	2677	2638	-39	-1.5%
10,900	2292	2214	-78	-3.4%	2506	2436	-70	-2.8%	2682	2648	-34	-1.3%
10,950	2296	2223	-73	-3.2%	2511	2445	-65	-2.6%	2686	2658	-28	-1.0%
11,000	2300	2232	-68	-3.0%	2515	2455	-60	-2.4%	2691	2668	-23	-0.8%
11,050	2304	2240	-64	-2.8%	2519	2464	-55	-2.2%	2696	2678	-17	-0.6%
11,100	2308	2249	-59	-2.6%	2524	2474	-50	-2.0%	2701	2689	-12	-0.4%
11,150	2312	2257	-55	-2.4%	2528	2483	-45	-1.8%	2705	2699	-6	-0.2%
11,200	2316	2263	-53	-2.3%	2533	2489	-43	-1.7%	2710	2706	-4	-0.2%
11,250	2320	2267	-52	-2.2%	2537	2494	-43	-1.7%	2715	2711	-4	-0.1%
11,300	2323	2272	-52	-2.2%	2541	2499	-42	-1.7%	2720	2717	-3	-0.1%
11,350	2327	2276	-51	-2.2%	2546	2504	-42	-1.6%	2724	2722	-2	-0.1%
11,400	2331	2281	-50	-2.2%	2550	2509	-41	-1.6%	2729	2727	-2	-0.1%
11,450	2335	2285	-50	-2.1%	2555	2514	-41	-1.6%	2734	2733	-1	0.0%
11,500	2339	2290	-49	-2.1%	2559	2519	-40	-1.6%	2739	2738	-1	0.0%
11,550	2343	2294	-49	-2.1%	2563	2524	-40	-1.5%	2743	2743	0	0.0%
11,600	2347	2299	-48	-2.0%	2568	2529	-39	-1.5%	2748	2749	1	0.0%
11,650	2351	2303	-47	-2.0%	2572	2534	-39	-1.5%	2753	2754	1	0.0%
11,700	2355	2308	-47	-2.0%	2577	2538	-38	-1.5%	2758	2759	2	0.1%
11,750	2359	2312	-46	-2.0%	2581	2543	-38	-1.5%	2762	2765	2	0.1%
11,800	2362	2317	-46	-1.9%	2585	2548	-37	-1.4%	2767	2770	3	0.1%
11,850	2366	2321	-45	-1.9%	2590	2553	-37	-1.4%	2772	2775	4	0.1%
11,900	2370	2326	-45	-1.9%	2594	2558	-36	-1.4%	2777	2781	4	0.2%
11,950	2374	2330	-44	-1.9%	2599	2563	-35	-1.4%	2781	2786	5	0.2%
12,000	2378	2335	-43	-1.8%	2603	2568	-35	-1.3%	2786	2791	5	0.2%
12,050	2382	2339	-43	-1.8%	2607	2573	-34	-1.3%	2791	2797	6	0.2%
12,100	2386	2344	-42	-1.8%	2612	2578	-34	-1.3%	2796	2802	7	0.2%
12,150	2390	2348	-42	-1.7%	2616	2583	-33	-1.3%	2800	2808	7	0.3%
12,200	2394	2354	-40	-1.7%	2621	2589	-31	-1.2%	2805	2815	10	0.3%
12,250	2398	2360	-37	-1.6%	2625	2596	-29	-1.1%	2810	2822	12	0.4%
12,300	2401	2366	-35	-1.5%	2629	2603	-27	-1.0%	2815	2829	15	0.5%
12,350	2405	2372	-33	-1.4%	2634	2610	-24	-0.9%	2819	2837	17	0.6%
12,400	2409	2378	-31	-1.3%	2638	2616	-22	-0.8%	2824	2844	20	0.7%
12,450	2413	2384	-29	-1.2%	2643	2623	-20	-0.7%	2829	2851	22	0.8%
12,500	2417	2391	-26	-1.1%	2647	2630	-17	-0.7%	2834	2858	25	0.9%
12,550	2421	2397	-24	-1.0%	2651	2636	-15	-0.6%	2838	2866	27	1.0%
12,600	2425	2403	-22	-0.9%	2656	2643	-13	-0.5%	2843	2873	30	1.1%
12,650	2429	2409	-20	-0.8%	2660	2650	-10	-0.4%	2848	2880	33	1.1%
12,700	2433	2415	-18	-0.7%	2665	2657	-8	-0.3%	2853	2888	35	1.2%
12,750	2437	2421	-15	-0.6%	2669	2663	-6	-0.2%	2857	2895	38	1.3%

Comparison of Existing and Updated Child Support Schedules

Combined Adjusted Gross Income	Four Children				Five Children				Six Children			
	Existing	Updated	Change		Existing	Updated	Change		Existing	Updated	Change	
			\$	%			\$	%			\$	%
12,800	2440	2427	-13	-0.5%	2673	2670	-3	-0.1%	2862	2902	40	1.4%
12,850	2444	2433	-11	-0.4%	2678	2677	-1	0.0%	2867	2910	43	1.5%
12,900	2448	2439	-9	-0.4%	2682	2683	1	0.0%	2872	2917	45	1.6%
12,950	2452	2446	-7	-0.3%	2687	2690	4	0.1%	2876	2924	48	1.7%
13,000	2456	2452	-4	-0.2%	2691	2697	6	0.2%	2881	2931	50	1.8%
13,050	2460	2458	-2	-0.1%	2695	2704	8	0.3%	2886	2939	53	1.8%
13,100	2464	2464	0	0.0%	2700	2710	10	0.4%	2891	2946	56	1.9%
13,150	2468	2470	2	0.1%	2704	2717	13	0.5%	2895	2953	58	2.0%
13,200	2472	2476	5	0.2%	2709	2724	15	0.6%	2900	2961	61	2.1%
13,250	2476	2482	7	0.3%	2713	2730	17	0.6%	2905	2968	63	2.2%
13,300	2479	2488	9	0.4%	2717	2737	20	0.7%	2910	2975	66	2.3%
13,350	2483	2494	11	0.4%	2722	2744	22	0.8%	2914	2983	68	2.3%
13,400	2487	2501	13	0.5%	2726	2751	24	0.9%	2919	2990	71	2.4%
13,450	2491	2507	16	0.6%	2731	2757	27	1.0%	2924	2997	73	2.5%
13,500	2495	2513	18	0.7%	2735	2764	29	1.1%	2929	3005	76	2.6%
13,550	2499	2520	21	0.8%	2739	2772	32	1.2%	2933	3013	80	2.7%
13,600	2503	2526	24	0.9%	2744	2779	35	1.3%	2938	3021	83	2.8%
13,650	2507	2533	26	1.1%	2748	2786	38	1.4%	2943	3029	86	2.9%
13,700	2511	2540	29	1.2%	2753	2794	41	1.5%	2948	3037	89	3.0%
13,750	2515	2546	32	1.3%	2757	2801	44	1.6%	2952	3045	93	3.1%
13,800	2518	2553	35	1.4%	2761	2808	47	1.7%	2957	3053	96	3.2%
13,850	2522	2560	37	1.5%	2766	2816	50	1.8%	2962	3061	99	3.3%
13,900	2526	2566	40	1.6%	2770	2823	53	1.9%	2967	3069	102	3.4%
13,950	2530	2573	43	1.7%	2775	2830	56	2.0%	2971	3077	105	3.5%
14,000	2534	2580	46	1.8%	2779	2838	59	2.1%	2976	3085	109	3.7%
14,050	2538	2586	49	1.9%	2783	2845	62	2.2%	2981	3093	112	3.8%
14,100	2542	2593	51	2.0%	2788	2852	65	2.3%	2986	3101	115	3.9%
14,150	2546	2600	54	2.1%	2792	2860	68	2.4%	2990	3109	118	4.0%
14,200	2550	2607	57	2.2%	2797	2867	71	2.5%	2995	3117	122	4.1%
14,250	2554	2613	60	2.3%	2801	2875	74	2.6%	3000	3125	125	4.2%
14,300	2557	2620	62	2.4%	2805	2882	76	2.7%	3005	3133	128	4.3%
14,350	2561	2627	65	2.5%	2810	2889	79	2.8%	3009	3141	131	4.4%
14,400	2565	2633	68	2.7%	2814	2897	82	2.9%	3014	3149	135	4.5%
14,450	2569	2640	71	2.8%	2819	2904	85	3.0%	3019	3157	138	4.6%
14,500	2573	2647	74	2.9%	2823	2911	88	3.1%	3024	3164	141	4.7%
14,550	2577	2653	76	3.0%	2827	2919	91	3.2%	3028	3172	144	4.8%
14,600	2581	2660	79	3.1%	2832	2926	94	3.3%	3033	3180	147	4.9%
14,650	2585	2667	82	3.2%	2836	2933	97	3.4%	3038	3188	151	5.0%
14,700	2589	2673	85	3.3%	2841	2941	100	3.5%	3043	3196	154	5.1%
14,750	2593	2680	87	3.4%	2845	2948	103	3.6%	3047	3204	157	5.2%
14,800	2596	2686	90	3.5%	2849	2955	106	3.7%	3052	3212	160	5.2%
14,850	2600	2692	92	3.5%	2854	2961	107	3.8%	3057	3219	162	5.3%
14,900	2604	2698	93	3.6%	2858	2967	109	3.8%	3062	3226	164	5.4%
14,950	2608	2703	95	3.6%	2863	2974	111	3.9%	3066	3232	166	5.4%
15,000	2612	2709	97	3.7%	2867	2980	113	3.9%	3071	3239	168	5.5%
15,050	2616	2714	99	3.8%	2871	2986	114	4.0%	3076	3246	170	5.5%
15,100	2620	2720	100	3.8%	2876	2992	116	4.0%	3081	3252	172	5.6%
15,150	2624	2726	102	3.9%	2880	2998	118	4.1%	3085	3259	174	5.6%
15,200	2628	2731	104	3.9%	2885	3004	120	4.2%	3090	3266	176	5.7%

Comparison of Existing and Updated Child Support Schedules

Combined Adjusted Gross Income	Four Children				Five Children				Six Children			
	Existing	Updated	Change		Existing	Updated	Change		Existing	Updated	Change	
			\$	%			\$	%			\$	%
15,250	2632	2737	105	4.0%	2889	3010	121	4.2%	3095	3272	178	5.7%
15,300	2635	2742	107	4.1%	2893	3017	123	4.3%	3100	3279	180	5.8%
15,350	2639	2748	109	4.1%	2898	3023	125	4.3%	3104	3286	181	5.8%
15,400	2643	2754	110	4.2%	2902	3029	127	4.4%	3109	3292	183	5.9%
15,450	2647	2759	112	4.2%	2907	3035	128	4.4%	3114	3299	185	6.0%
15,500	2651	2765	114	4.3%	2911	3041	130	4.5%	3119	3306	187	6.0%
15,550	2655	2770	115	4.3%	2915	3047	132	4.5%	3123	3312	189	6.1%
15,600	2659	2776	117	4.4%	2920	3053	134	4.6%	3128	3319	191	6.1%
15,650	2663	2781	119	4.5%	2924	3060	135	4.6%	3133	3326	193	6.2%
15,700	2667	2787	120	4.5%	2929	3066	137	4.7%	3138	3333	195	6.2%
15,750	2671	2793	122	4.6%	2933	3072	139	4.7%	3142	3339	197	6.3%
15,800	2674	2798	124	4.6%	2937	3078	141	4.8%	3147	3346	199	6.3%
15,850	2678	2804	126	4.7%	2942	3084	142	4.8%	3152	3353	201	6.4%
15,900	2682	2809	127	4.7%	2946	3090	144	4.9%	3157	3359	203	6.4%
15,950	2686	2815	129	4.8%	2951	3097	146	4.9%	3161	3366	205	6.5%
16,000	2690	2821	131	4.9%	2955	3103	148	5.0%	3166	3373	207	6.5%
16,050	2694	2826	132	4.9%	2959	3109	149	5.0%	3171	3379	209	6.6%
16,100	2698	2832	134	5.0%	2964	3115	151	5.1%	3176	3386	210	6.6%
16,150	2702	2835	134	4.9%	2968	3119	151	5.1%	3180	3390	210	6.6%
16,200	2706	2838	133	4.9%	2973	3122	149	5.0%	3185	3394	209	6.6%
16,250	2710	2841	132	4.9%	2977	3125	148	5.0%	3190	3397	207	6.5%
16,300	2713	2844	131	4.8%	2981	3128	147	4.9%	3195	3401	206	6.5%
16,350	2717	2847	130	4.8%	2986	3132	146	4.9%	3199	3404	205	6.4%
16,400	2721	2850	129	4.7%	2990	3135	145	4.8%	3204	3408	204	6.4%
16,450	2725	2853	128	4.7%	2995	3138	143	4.8%	3209	3411	202	6.3%
16,500	2729	2856	127	4.6%	2999	3141	142	4.7%	3214	3415	201	6.3%
16,550	2733	2859	126	4.6%	3003	3144	141	4.7%	3218	3418	200	6.2%
16,600	2737	2862	125	4.6%	3008	3148	140	4.7%	3223	3422	199	6.2%
16,650	2741	2864	124	4.5%	3012	3151	139	4.6%	3228	3425	197	6.1%
16,700	2745	2867	123	4.5%	3017	3154	137	4.6%	3233	3428	196	6.1%
16,750	2749	2870	122	4.4%	3021	3157	136	4.5%	3237	3432	195	6.0%
16,800	2752	2873	121	4.4%	3025	3160	135	4.5%	3242	3435	193	6.0%
16,850	2756	2876	120	4.3%	3030	3164	134	4.4%	3247	3439	192	5.9%
16,900	2760	2879	119	4.3%	3034	3167	132	4.4%	3252	3442	191	5.9%
16,950	2764	2882	118	4.3%	3039	3170	131	4.3%	3256	3446	189	5.8%
17,000	2768	2885	117	4.2%	3043	3173	130	4.3%	3261	3449	188	5.8%
17,050	2772	2887	115	4.2%	3047	3176	129	4.2%	3266	3452	187	5.7%
17,100	2776	2890	114	4.1%	3052	3179	127	4.2%	3271	3456	185	5.7%
17,150	2780	2893	113	4.1%	3056	3182	126	4.1%	3275	3459	184	5.6%
17,200	2784	2896	112	4.0%	3061	3186	125	4.1%	3280	3463	183	5.6%
17,250	2788	2899	111	4.0%	3065	3189	124	4.0%	3285	3466	181	5.5%
17,300	2791	2902	110	4.0%	3069	3192	122	4.0%	3290	3470	180	5.5%
17,350	2795	2905	109	3.9%	3074	3195	121	3.9%	3294	3473	179	5.4%
17,400	2799	2907	108	3.9%	3078	3198	120	3.9%	3299	3476	177	5.4%
17,450	2803	2910	107	3.8%	3083	3201	119	3.9%	3304	3480	176	5.3%
17,500	2807	2913	106	3.8%	3087	3204	117	3.8%	3309	3483	175	5.3%
17,550	2811	2916	105	3.7%	3091	3208	116	3.8%	3313	3487	173	5.2%
17,600	2815	2919	104	3.7%	3096	3211	115	3.7%	3318	3490	172	5.2%
17,650	2819	2922	103	3.7%	3100	3214	114	3.7%	3323	3494	171	5.1%

Comparison of Existing and Updated Child Support Schedules

Combined Adjusted Gross Income	Four Children				Five Children				Six Children			
	Existing	Updated	Change		Existing	Updated	Change		Existing	Updated	Change	
			\$	%			\$	%			\$	%
17,700	2823	2925	102	3.6%	3105	3217	113	3.6%	3328	3497	169	5.1%
17,750	2827	2928	101	3.6%	3109	3220	111	3.6%	3332	3500	168	5.0%
17,800	2830	2930	100	3.5%	3113	3223	110	3.5%	3337	3504	167	5.0%
17,850	2834	2933	99	3.5%	3118	3227	109	3.5%	3342	3507	166	5.0%
17,900	2838	2936	98	3.4%	3122	3230	108	3.4%	3347	3511	164	4.9%
17,950	2842	2939	97	3.4%	3127	3233	106	3.4%	3351	3514	163	4.9%
18,000	2846	2942	96	3.4%	3131	3236	105	3.4%	3356	3518	162	4.8%
18,050	2850	2945	95	3.3%	3135	3239	104	3.3%	3361	3521	160	4.8%
18,100	2854	2948	94	3.3%	3140	3242	103	3.3%	3366	3524	159	4.7%
18,150	2858	2950	93	3.2%	3144	3245	101	3.2%	3370	3528	158	4.7%
18,200	2862	2953	92	3.2%	3149	3249	100	3.2%	3375	3531	156	4.6%
18,250	2866	2956	91	3.2%	3153	3252	99	3.1%	3380	3535	155	4.6%
18,300	2869	2959	90	3.1%	3157	3255	98	3.1%	3385	3538	154	4.5%
18,350	2873	2963	89	3.1%	3162	3259	97	3.1%	3389	3542	153	4.5%
18,400	2877	2966	89	3.1%	3166	3263	97	3.0%	3394	3547	153	4.5%
18,450	2881	2970	88	3.1%	3171	3266	96	3.0%	3399	3551	152	4.5%
18,500	2885	2973	88	3.0%	3175	3270	95	3.0%	3404	3555	151	4.4%
18,550	2889	2976	88	3.0%	3179	3274	95	3.0%	3408	3559	151	4.4%
18,600	2893	2980	87	3.0%	3184	3278	94	3.0%	3413	3563	150	4.4%
18,650	2897	2983	87	3.0%	3188	3282	93	2.9%	3418	3567	149	4.4%
18,700	2901	2987	86	3.0%	3193	3285	93	2.9%	3423	3571	149	4.3%
18,750	2905	2990	86	2.9%	3197	3289	92	2.9%	3427	3575	148	4.3%
18,800	2908	2994	85	2.9%	3201	3293	92	2.9%	3432	3579	147	4.3%
18,850	2912	2997	85	2.9%	3206	3297	91	2.8%	3437	3584	147	4.3%
18,900	2916	3000	84	2.9%	3210	3301	90	2.8%	3442	3588	146	4.2%
18,950	2920	3004	84	2.9%	3215	3304	90	2.8%	3446	3592	146	4.2%
19,000	2924	3007	83	2.9%	3219	3308	89	2.8%	3451	3596	145	4.2%
19,050	2928	3011	83	2.8%	3223	3312	88	2.7%	3456	3600	144	4.2%
19,100	2932	3014	82	2.8%	3228	3316	88	2.7%	3461	3604	144	4.1%
19,150	2936	3018	82	2.8%	3232	3319	87	2.7%	3465	3608	143	4.1%
19,200	2940	3021	81	2.8%	3237	3323	87	2.7%	3470	3612	142	4.1%
19,250	2944	3025	81	2.8%	3241	3327	86	2.7%	3475	3616	142	4.1%
19,300	2947	3028	81	2.7%	3245	3331	85	2.6%	3480	3621	141	4.1%
19,350	2951	3031	80	2.7%	3250	3335	85	2.6%	3484	3625	140	4.0%
19,400	2955	3035	80	2.7%	3254	3338	84	2.6%	3489	3629	140	4.0%
19,450	2959	3038	79	2.7%	3259	3342	83	2.6%	3494	3633	139	4.0%
19,500	2963	3042	79	2.7%	3263	3346	83	2.5%	3499	3637	138	4.0%
19,550	2967	3045	78	2.6%	3267	3350	82	2.5%	3503	3641	138	3.9%
19,600	2971	3049	78	2.6%	3272	3353	82	2.5%	3508	3645	137	3.9%
19,650	2975	3052	77	2.6%	3276	3357	81	2.5%	3513	3649	137	3.9%
19,700	2979	3055	77	2.6%	3281	3361	80	2.5%	3518	3653	136	3.9%
19,750	2983	3059	76	2.6%	3285	3365	80	2.4%	3522	3658	135	3.8%
19,800	2986	3062	76	2.5%	3289	3369	79	2.4%	3527	3662	135	3.8%
19,850	2990	3066	75	2.5%	3294	3372	79	2.4%	3532	3666	134	3.8%
19,900	2994	3069	75	2.5%	3298	3376	78	2.4%	3537	3670	133	3.8%
19,950	2998	3073	75	2.5%	3303	3380	77	2.3%	3541	3674	133	3.7%
20,000	3002	3076	74	2.5%	3307	3384	77	2.3%	3546	3678	132	3.7%
20,050	3005	3080	75	2.5%	3310	3387	77	2.3%	3550	3682	132	3.7%
20,100	3008	3083	75	2.5%	3314	3391	77	2.3%	3554	3686	132	3.7%

Comparison of Existing and Updated Child Support Schedules

Combined Adjusted Gross Income	Four Children				Five Children				Six Children			
	Existing	Updated	Change		Existing	Updated	Change		Existing	Updated	Change	
			\$	%			\$	%			\$	%
20,150	3011	3086	75	2.5%	3317	3395	78	2.3%	3558	3690	133	3.7%
20,200	3014	3090	76	2.5%	3321	3399	78	2.3%	3562	3695	133	3.7%
20,250	3017	3093	76	2.5%	3324	3403	78	2.4%	3566	3699	133	3.7%
20,300	3020	3097	77	2.5%	3328	3406	79	2.4%	3569	3703	133	3.7%
20,350	3023	3100	77	2.6%	3331	3410	79	2.4%	3573	3707	134	3.7%
20,400	3026	3104	78	2.6%	3335	3414	79	2.4%	3577	3711	134	3.7%
20,450	3029	3107	78	2.6%	3338	3418	80	2.4%	3581	3715	134	3.7%
20,500	3032	3110	78	2.6%	3342	3421	80	2.4%	3585	3719	134	3.7%
20,550	3035	3114	79	2.6%	3345	3425	80	2.4%	3589	3723	134	3.7%
20,600	3038	3117	79	2.6%	3348	3429	81	2.4%	3593	3727	135	3.7%
20,650	3041	3121	80	2.6%	3352	3433	81	2.4%	3597	3731	135	3.7%
20,700	3044	3124	80	2.6%	3355	3437	81	2.4%	3601	3736	135	3.7%
20,750	3047	3128	81	2.6%	3359	3440	82	2.4%	3605	3740	135	3.8%
20,800	3050	3131	81	2.7%	3362	3444	82	2.4%	3608	3744	135	3.8%
20,850	3053	3135	82	2.7%	3366	3448	82	2.4%	3612	3748	136	3.8%
20,900	3056	3138	82	2.7%	3369	3452	83	2.5%	3616	3752	136	3.8%
20,950	3059	3141	82	2.7%	3373	3456	83	2.5%	3620	3756	136	3.8%
21,000	3062	3145	83	2.7%	3376	3459	83	2.5%	3624	3760	136	3.8%
21,050	3065	3148	83	2.7%	3379	3463	84	2.5%	3628	3764	136	3.8%
21,100	3068	3152	84	2.7%	3383	3467	84	2.5%	3632	3768	137	3.8%
21,150	3071	3155	84	2.7%	3386	3471	84	2.5%	3636	3773	137	3.8%
21,200	3074	3159	85	2.8%	3390	3474	85	2.5%	3640	3777	137	3.8%
21,250	3077	3162	85	2.8%	3393	3478	85	2.5%	3644	3781	137	3.8%
21,300	3080	3165	85	2.8%	3397	3482	85	2.5%	3647	3785	138	3.8%
21,350	3083	3169	86	2.8%	3400	3486	86	2.5%	3651	3789	138	3.8%
21,400	3086	3172	86	2.8%	3404	3490	86	2.5%	3655	3793	138	3.8%
21,450	3089	3176	87	2.8%	3407	3493	86	2.5%	3659	3797	138	3.8%
21,500	3092	3179	87	2.8%	3411	3497	87	2.5%	3663	3801	138	3.8%
21,550	3095	3183	88	2.8%	3414	3501	87	2.5%	3667	3805	139	3.8%
21,600	3098	3187	89	2.9%	3417	3506	88	2.6%	3671	3811	140	3.8%
21,650	3101	3191	90	2.9%	3421	3510	89	2.6%	3675	3816	141	3.8%
21,700	3104	3195	91	2.9%	3424	3515	91	2.6%	3679	3821	142	3.9%
21,750	3107	3200	93	3.0%	3428	3520	92	2.7%	3683	3826	143	3.9%
21,800	3110	3204	94	3.0%	3431	3524	93	2.7%	3686	3831	145	3.9%
21,850	3113	3208	95	3.1%	3435	3529	94	2.8%	3690	3836	146	4.0%
21,900	3116	3213	97	3.1%	3438	3534	96	2.8%	3694	3841	147	4.0%
21,950	3119	3217	98	3.1%	3442	3539	97	2.8%	3698	3846	148	4.0%
22,000	3122	3221	99	3.2%	3445	3543	98	2.9%	3702	3852	150	4.0%
22,050	3125	3225	100	3.2%	3448	3548	100	2.9%	3706	3857	151	4.1%
22,100	3128	3230	102	3.3%	3452	3553	101	2.9%	3710	3862	152	4.1%
22,150	3131	3234	103	3.3%	3455	3557	102	3.0%	3714	3867	153	4.1%
22,200	3134	3238	104	3.3%	3459	3562	103	3.0%	3718	3872	154	4.2%
22,250	3137	3243	106	3.4%	3462	3567	105	3.0%	3722	3877	156	4.2%
22,300	3140	3247	107	3.4%	3466	3571	106	3.1%	3725	3882	157	4.2%
22,350	3143	3251	108	3.4%	3469	3576	107	3.1%	3729	3887	158	4.2%
22,400	3146	3255	109	3.5%	3473	3581	108	3.1%	3733	3892	159	4.3%
22,450	3149	3260	111	3.5%	3476	3586	110	3.2%	3737	3898	160	4.3%
22,500	3152	3264	112	3.6%	3480	3590	111	3.2%	3741	3903	162	4.3%
22,550	3155	3268	113	3.6%	3483	3595	112	3.2%	3745	3908	163	4.3%

Comparison of Existing and Updated Child Support Schedules

Combined Adjusted Gross Income	Four Children				Five Children				Six Children			
	Existing	Updated	Change		Existing	Updated	Change		Existing	Updated	Change	
			\$	%			\$	%			\$	%
22,600	3158	3272	114	3.6%	3486	3600	113	3.3%	3749	3913	164	4.4%
22,650	3161	3277	116	3.7%	3490	3604	115	3.3%	3753	3918	165	4.4%
22,700	3164	3281	117	3.7%	3493	3609	116	3.3%	3757	3923	167	4.4%
22,750	3167	3285	118	3.7%	3497	3614	117	3.3%	3761	3928	168	4.5%
22,800	3170	3290	120	3.8%	3500	3619	118	3.4%	3764	3933	169	4.5%
22,850	3173	3294	121	3.8%	3504	3623	120	3.4%	3768	3938	170	4.5%
22,900	3176	3298	122	3.8%	3507	3628	121	3.4%	3772	3944	171	4.5%
22,950	3179	3302	123	3.9%	3511	3633	122	3.5%	3776	3949	173	4.6%
23,000	3182	3307	125	3.9%	3514	3637	123	3.5%	3780	3954	174	4.6%
23,050	3185	3311	126	4.0%	3517	3642	125	3.5%	3784	3959	175	4.6%
23,100	3188	3315	127	4.0%	3521	3647	126	3.6%	3788	3964	176	4.7%
23,150	3191	3320	129	4.0%	3524	3651	127	3.6%	3792	3969	177	4.7%
23,200	3194	3324	130	4.1%	3528	3656	128	3.6%	3796	3974	179	4.7%
23,250	3197	3328	131	4.1%	3531	3661	130	3.7%	3800	3979	180	4.7%
23,300	3200	3332	132	4.1%	3535	3666	131	3.7%	3803	3984	181	4.8%
23,350	3203	3337	134	4.2%	3538	3670	132	3.7%	3807	3990	182	4.8%
23,400	3206	3341	135	4.2%	3542	3675	133	3.8%	3811	3995	184	4.8%
23,450	3209	3345	136	4.2%	3545	3680	135	3.8%	3815	4000	185	4.8%
23,500	3212	3349	137	4.3%	3549	3684	136	3.8%	3819	4005	186	4.9%
23,550	3215	3354	139	4.3%	3552	3689	137	3.9%	3823	4010	187	4.9%
23,600	3218	3358	140	4.4%	3555	3694	138	3.9%	3827	4015	188	4.9%
23,650	3221	3362	141	4.4%	3559	3699	140	3.9%	3831	4020	190	4.9%
23,700	3224	3367	143	4.4%	3562	3703	141	4.0%	3835	4025	191	5.0%
23,750	3227	3371	144	4.5%	3566	3708	142	4.0%	3839	4031	192	5.0%
23,800	3230	3375	145	4.5%	3569	3713	143	4.0%	3842	4036	193	5.0%
23,850	3233	3379	146	4.5%	3573	3717	145	4.1%	3846	4041	194	5.1%
23,900	3236	3384	148	4.6%	3576	3722	146	4.1%	3850	4046	196	5.1%
23,950	3239	3388	149	4.6%	3580	3727	147	4.1%	3854	4051	197	5.1%
24,000	3242	3392	150	4.6%	3583	3731	148	4.1%	3858	4056	198	5.1%
24,050	3245	3397	152	4.7%	3586	3736	150	4.2%	3862	4061	199	5.2%
24,100	3248	3401	153	4.7%	3590	3741	151	4.2%	3866	4066	201	5.2%
24,150	3251	3405	154	4.7%	3593	3746	152	4.2%	3870	4071	202	5.2%
24,200	3254	3409	155	4.8%	3597	3750	153	4.3%	3874	4077	203	5.2%
24,250	3257	3414	157	4.8%	3600	3755	155	4.3%	3878	4082	204	5.3%
24,300	3260	3418	158	4.8%	3604	3760	156	4.3%	3881	4087	205	5.3%
24,350	3263	3422	159	4.9%	3607	3764	157	4.4%	3885	4092	207	5.3%
24,400	3266	3426	160	4.9%	3611	3769	158	4.4%	3889	4097	208	5.3%
24,450	3269	3431	162	4.9%	3614	3774	160	4.4%	3893	4102	209	5.4%
24,500	3272	3435	163	5.0%	3618	3779	161	4.5%	3897	4107	210	5.4%
24,550	3275	3439	164	5.0%	3621	3783	162	4.5%	3901	4112	211	5.4%
24,600	3278	3444	166	5.1%	3624	3788	164	4.5%	3905	4117	213	5.4%
24,650	3281	3448	167	5.1%	3628	3793	165	4.5%	3909	4123	214	5.5%
24,700	3284	3452	168	5.1%	3631	3797	166	4.6%	3913	4128	215	5.5%
24,750	3287	3456	169	5.2%	3635	3802	167	4.6%	3917	4133	216	5.5%
24,800	3290	3461	171	5.2%	3638	3807	169	4.6%	3920	4138	218	5.5%
24,850	3293	3465	172	5.2%	3642	3811	170	4.7%	3924	4143	219	5.6%
24,900	3296	3469	173	5.3%	3645	3816	171	4.7%	3928	4148	220	5.6%
24,950	3299	3474	175	5.3%	3649	3821	172	4.7%	3932	4153	221	5.6%
25,000	3302	3478	176	5.3%	3652	3826	174	4.8%	3936	4158	222	5.6%

Comparison of Existing and Updated Child Support Schedules

Combined Adjusted Gross Income	Four Children				Five Children				Six Children			
	Existing	Updated	Change		Existing	Updated	Change		Existing	Updated	Change	
			\$	%			\$	%			\$	%
25,050	3305	3482	177	5.4%	3655	3830	175	4.8%	3940	4163	224	5.7%
25,100	3308	3486	178	5.4%	3659	3835	176	4.8%	3944	4169	225	5.7%
25,150	3311	3491	180	5.4%	3662	3840	177	4.8%	3948	4174	226	5.7%
25,200	3314	3495	181	5.5%	3666	3844	179	4.9%	3952	4179	227	5.8%
25,250	3317	3499	182	5.5%	3669	3849	180	4.9%	3956	4184	228	5.8%
25,300	3320	3503	183	5.5%	3673	3854	181	4.9%	3959	4189	230	5.8%
25,350	3323	3508	185	5.6%	3676	3858	182	5.0%	3963	4194	231	5.8%
25,400	3326	3512	186	5.6%	3680	3863	184	5.0%	3967	4199	232	5.9%
25,450	3329	3516	187	5.6%	3683	3868	185	5.0%	3971	4204	233	5.9%
25,500	3332	3521	189	5.7%	3687	3873	186	5.0%	3975	4210	235	5.9%
25,550	3335	3525	190	5.7%	3690	3877	187	5.1%	3979	4215	236	5.9%
25,600	3338	3529	191	5.7%	3693	3882	189	5.1%	3983	4220	237	5.9%
25,650	3341	3533	192	5.8%	3697	3887	190	5.1%	3987	4225	238	6.0%
25,700	3344	3538	194	5.8%	3700	3891	191	5.2%	3991	4230	239	6.0%
25,750	3347	3542	195	5.8%	3704	3896	192	5.2%	3995	4235	241	6.0%
25,800	3350	3546	196	5.9%	3707	3901	194	5.2%	3998	4240	242	6.0%
25,850	3353	3550	197	5.9%	3711	3906	195	5.3%	4002	4245	243	6.1%
25,900	3356	3555	199	5.9%	3714	3910	196	5.3%	4006	4250	244	6.1%
25,950	3359	3559	200	6.0%	3718	3915	197	5.3%	4010	4256	245	6.1%
26,000	3362	3563	201	6.0%	3721	3920	199	5.3%	4014	4261	247	6.1%
26,050	3365	3568	203	6.0%	3724	3924	200	5.4%	4018	4266	248	6.2%
26,100	3368	3572	204	6.1%	3728	3929	201	5.4%	4022	4271	249	6.2%
26,150	3371	3576	205	6.1%	3731	3934	202	5.4%	4026	4276	250	6.2%
26,200	3374	3580	206	6.1%	3735	3938	204	5.5%	4030	4281	252	6.2%
26,250	3377	3585	208	6.2%	3738	3943	205	5.5%	4034	4286	253	6.3%
26,300	3380	3589	209	6.2%	3742	3948	206	5.5%	4037	4291	254	6.3%
26,350	3383	3593	210	6.2%	3745	3953	207	5.5%	4041	4296	255	6.3%
26,400	3386	3598	212	6.2%	3749	3957	209	5.6%	4045	4302	256	6.3%
26,450	3389	3602	213	6.3%	3752	3962	210	5.6%	4049	4307	258	6.4%
26,500	3392	3606	214	6.3%	3756	3967	211	5.6%	4053	4312	259	6.4%
26,550	3395	3610	215	6.3%	3759	3971	212	5.7%	4057	4317	260	6.4%
26,600	3398	3615	217	6.4%	3762	3976	214	5.7%	4061	4322	261	6.4%
26,650	3401	3619	218	6.4%	3766	3981	215	5.7%	4065	4327	262	6.5%
26,700	3404	3623	219	6.4%	3769	3986	216	5.7%	4069	4332	264	6.5%
26,750	3407	3627	220	6.5%	3773	3990	217	5.8%	4073	4337	265	6.5%
26,800	3410	3632	222	6.5%	3776	3995	219	5.8%	4076	4342	266	6.5%
26,850	3413	3636	223	6.5%	3780	4000	220	5.8%	4080	4348	267	6.6%
26,900	3416	3640	224	6.6%	3783	4004	221	5.8%	4084	4353	269	6.6%
26,950	3419	3645	226	6.6%	3787	4009	222	5.9%	4088	4358	270	6.6%
27,000	3422	3649	227	6.6%	3790	4014	224	5.9%	4092	4363	271	6.6%
27,050	3425	3653	228	6.7%	3793	4018	225	5.9%	4096	4368	272	6.6%
27,100	3428	3657	229	6.7%	3797	4023	226	6.0%	4100	4373	273	6.7%
27,150	3431	3662	231	6.7%	3800	4028	228	6.0%	4104	4378	275	6.7%
27,200	3434	3666	232	6.8%	3804	4033	229	6.0%	4108	4383	276	6.7%
27,250	3437	3670	233	6.8%	3807	4037	230	6.0%	4112	4389	277	6.7%
27,300	3440	3675	235	6.8%	3811	4042	231	6.1%	4115	4394	278	6.8%
27,350	3443	3679	236	6.8%	3814	4047	233	6.1%	4119	4399	279	6.8%
27,400	3446	3683	237	6.9%	3818	4051	234	6.1%	4123	4404	281	6.8%
27,450	3449	3687	238	6.9%	3821	4056	235	6.2%	4127	4409	282	6.8%

Comparison of Existing and Updated Child Support Schedules

Combined Adjusted Gross Income	Four Children				Five Children				Six Children			
	Existing	Updated	Change		Existing	Updated	Change		Existing	Updated	Change	
			\$	%			\$	%			\$	%
27,500	3452	3692	240	6.9%	3825	4061	236	6.2%	4131	4414	283	6.9%
27,550	3455	3696	241	7.0%	3828	4066	238	6.2%	4135	4419	284	6.9%
27,600	3458	3700	242	7.0%	3831	4070	239	6.2%	4139	4424	286	6.9%
27,650	3461	3704	243	7.0%	3835	4075	240	6.3%	4143	4429	287	6.9%
27,700	3464	3709	245	7.1%	3838	4080	241	6.3%	4147	4435	288	6.9%
27,750	3467	3713	246	7.1%	3842	4084	243	6.3%	4151	4440	289	7.0%
27,800	3470	3717	247	7.1%	3845	4089	244	6.3%	4154	4445	290	7.0%
27,850	3473	3722	249	7.2%	3849	4094	245	6.4%	4158	4450	292	7.0%
27,900	3476	3726	250	7.2%	3852	4098	246	6.4%	4162	4455	293	7.0%
27,950	3479	3730	251	7.2%	3856	4103	248	6.4%	4166	4460	294	7.1%
28,000	3482	3734	252	7.2%	3859	4108	249	6.4%	4170	4465	295	7.1%
28,050	3485	3739	254	7.3%	3862	4113	250	6.5%	4174	4470	296	7.1%
28,100	3488	3740	252	7.2%	3866	4114	248	6.4%	4178	4472	294	7.0%
28,150	3491	3741	250	7.2%	3869	4115	245	6.3%	4182	4473	291	7.0%
28,200	3494	3741	247	7.1%	3873	4115	242	6.3%	4186	4473	288	6.9%
28,250	3497	3742	245	7.0%	3876	4116	240	6.2%	4190	4474	284	6.8%
28,300	3500	3742	242	6.9%	3880	4116	237	6.1%	4193	4474	281	6.7%
28,350	3503	3743	240	6.8%	3883	4117	234	6.0%	4197	4475	278	6.6%
28,400	3506	3743	237	6.8%	3887	4117	231	5.9%	4201	4476	274	6.5%
28,450	3509	3744	235	6.7%	3890	4118	228	5.9%	4205	4476	271	6.4%
28,500	3512	3744	232	6.6%	3894	4118	225	5.8%	4209	4477	268	6.4%
28,550	3515	3745	230	6.5%	3897	4119	222	5.7%	4213	4477	264	6.3%
28,600	3518	3745	227	6.5%	3900	4120	219	5.6%	4217	4478	261	6.2%
28,650	3521	3745	224	6.4%	3904	4120	216	5.5%	4221	4478	258	6.1%
28,700	3524	3746	222	6.3%	3907	4121	213	5.5%	4225	4479	254	6.0%
28,750	3527	3746	219	6.2%	3911	4121	210	5.4%	4229	4480	251	5.9%
28,800	3530	3747	217	6.1%	3914	4122	207	5.3%	4232	4480	248	5.9%
28,850	3533	3747	214	6.1%	3918	4122	205	5.2%	4236	4481	245	5.8%
28,900	3536	3748	212	6.0%	3921	4123	202	5.1%	4240	4481	241	5.7%
28,950	3539	3748	209	5.9%	3925	4123	199	5.1%	4244	4482	238	5.6%
29,000	3542	3749	207	5.8%	3928	4124	196	5.0%	4248	4483	235	5.5%
29,050	3545	3749	204	5.8%	3931	4124	193	4.9%	4252	4483	231	5.4%
29,100	3548	3750	202	5.7%	3935	4125	190	4.8%	4256	4484	228	5.4%
29,150	3551	3750	199	5.6%	3938	4125	187	4.7%	4260	4484	225	5.3%
29,200	3554	3751	197	5.5%	3942	4126	184	4.7%	4264	4485	221	5.2%
29,250	3557	3751	194	5.5%	3945	4126	181	4.6%	4268	4485	218	5.1%
29,300	3560	3752	192	5.4%	3949	4127	178	4.5%	4271	4486	215	5.0%
29,350	3563	3752	189	5.3%	3952	4128	175	4.4%	4275	4487	211	4.9%
29,400	3566	3753	187	5.2%	3956	4128	172	4.4%	4279	4487	208	4.9%
29,450	3569	3753	184	5.2%	3959	4129	170	4.3%	4283	4488	205	4.8%
29,500	3572	3754	182	5.1%	3963	4129	167	4.2%	4287	4488	201	4.7%
29,550	3575	3754	179	5.0%	3966	4130	164	4.1%	4291	4489	198	4.6%
29,600	3578	3755	177	4.9%	3969	4130	161	4.1%	4295	4490	195	4.5%
29,650	3581	3755	174	4.9%	3973	4131	158	4.0%	4299	4490	191	4.5%
29,700	3584	3756	172	4.8%	3976	4131	155	3.9%	4303	4491	188	4.4%
29,750	3587	3756	169	4.7%	3980	4132	152	3.8%	4307	4491	185	4.3%
29,800	3590	3757	167	4.6%	3983	4132	149	3.7%	4310	4492	181	4.2%
29,850	3593	3757	164	4.6%	3987	4133	146	3.7%	4314	4492	178	4.1%
29,900	3596	3758	162	4.5%	3990	4133	143	3.6%	4318	4493	175	4.0%

Comparison of Existing and Updated Child Support Schedules

Combined Adjusted Gross Income	Four Children				Five Children				Six Children			
	Existing	Updated	Change		Existing	Updated	Change		Existing	Updated	Change	
			\$	%			\$	%			\$	%
29,950	3599	3758	159	4.4%	3994	4134	140	3.5%	4322	4494	172	4.0%
30,000	3602	3759	157	4.3%	3997	4135	138	3.4%	4326	4494	168	3.9%
30,050	3605	3759	154	4.3%	4000	4135	135	3.4%	4330	4495	165	3.8%
30,100	3608	3760	152	4.2%	4004	4136	132	3.3%	4334	4495	162	3.7%
30,150	3611	3760	149	4.1%	4007	4136	129	3.2%	4338	4496	158	3.6%
30,200	3614	3761	147	4.1%	4011	4137	126	3.1%	4342	4497	155	3.6%
30,250	3617	3761	144	4.0%	4014	4137	123	3.1%	4346	4497	152	3.5%
30,300	3620	3762	142	3.9%	4018	4138	120	3.0%	4349	4498	148	3.4%
30,350	3623	3762	139	3.8%	4021	4138	117	2.9%	4353	4498	145	3.3%
30,400	3626	3763	137	3.8%	4025	4139	114	2.8%	4357	4499	142	3.3%
30,450	3629	3763	134	3.7%	4028	4139	111	2.8%	4361	4499	138	3.2%
30,500	3632	3764	132	3.6%	4032	4140	108	2.7%	4365	4500	135	3.1%
30,550	3635	3764	129	3.5%	4035	4140	105	2.6%	4369	4501	132	3.0%
30,600	3638	3765	127	3.5%	4038	4141	103	2.5%	4373	4501	128	2.9%
30,650	3641	3765	124	3.4%	4042	4141	100	2.5%	4377	4502	125	2.9%
30,700	3644	3765	121	3.3%	4045	4142	97	2.4%	4381	4502	122	2.8%
30,750	3647	3766	119	3.3%	4049	4143	94	2.3%	4385	4503	118	2.7%
30,800	3650	3766	116	3.2%	4052	4143	91	2.2%	4388	4504	115	2.6%
30,850	3653	3767	114	3.1%	4056	4144	88	2.2%	4392	4504	112	2.5%
30,900	3656	3767	111	3.0%	4059	4144	85	2.1%	4396	4505	109	2.5%
30,950	3659	3768	109	3.0%	4063	4145	82	2.0%	4400	4505	105	2.4%
31,000	3662	3768	106	2.9%	4066	4145	79	1.9%	4404	4506	102	2.3%
31,050	3665	3769	104	2.8%	4069	4146	76	1.9%	4408	4506	99	2.2%
31,100	3668	3769	101	2.8%	4073	4146	73	1.8%	4412	4507	95	2.2%
31,150	3671	3770	99	2.7%	4076	4147	70	1.7%	4416	4508	92	2.1%
31,200	3674	3770	96	2.6%	4080	4147	68	1.7%	4420	4508	89	2.0%
31,250	3677	3771	94	2.6%	4083	4148	65	1.6%	4424	4509	85	1.9%
31,300	3680	3771	91	2.5%	4087	4148	62	1.5%	4427	4509	82	1.9%
31,350	3683	3772	89	2.4%	4090	4149	59	1.4%	4431	4510	79	1.8%
31,400	3686	3772	86	2.3%	4094	4150	56	1.4%	4435	4511	75	1.7%
31,450	3689	3773	84	2.3%	4097	4150	53	1.3%	4439	4511	72	1.6%
31,500	3692	3773	81	2.2%	4101	4151	50	1.2%	4443	4512	69	1.5%
31,550	3695	3774	79	2.1%	4104	4151	47	1.1%	4447	4512	65	1.5%
31,600	3698	3774	76	2.1%	4107	4152	44	1.1%	4451	4513	62	1.4%
31,650	3701	3775	74	2.0%	4111	4152	41	1.0%	4455	4513	59	1.3%
31,700	3704	3775	71	1.9%	4114	4153	38	0.9%	4459	4514	55	1.2%
31,750	3707	3776	69	1.9%	4118	4153	36	0.9%	4463	4515	52	1.2%
31,800	3710	3776	66	1.8%	4121	4154	33	0.8%	4466	4515	49	1.1%
31,850	3713	3777	64	1.7%	4125	4154	30	0.7%	4470	4516	45	1.0%
31,900	3716	3777	61	1.6%	4128	4155	27	0.6%	4474	4516	42	0.9%
31,950	3719	3778	59	1.6%	4132	4155	24	0.6%	4478	4517	39	0.9%
32,000	3722	3778	56	1.5%	4135	4156	21	0.5%	4482	4518	36	0.8%
32,050	3725	3779	54	1.4%	4138	4156	18	0.4%	4486	4518	32	0.7%
32,100	3728	3779	51	1.4%	4142	4157	15	0.4%	4490	4519	29	0.6%
32,150	3731	3780	49	1.3%	4145	4158	12	0.3%	4494	4519	26	0.6%
32,200	3734	3780	46	1.2%	4149	4158	9	0.2%	4498	4520	22	0.5%
32,250	3737	3781	44	1.2%	4152	4159	6	0.2%	4502	4520	19	0.4%
32,300	3740	3781	41	1.1%	4156	4159	3	0.1%	4505	4521	16	0.3%
32,350	3743	3782	39	1.0%	4159	4160	1	0.0%	4509	4522	12	0.3%

Comparison of Existing and Updated Child Support Schedules

Combined Adjusted Gross Income	Four Children				Five Children				Six Children			
	Existing	Updated	Change		Existing	Updated	Change		Existing	Updated	Change	
			\$	%			\$	%			\$	%
32,400	3746	3782	36	1.0%	4163	4160	-2	-0.1%	4513	4522	9	0.2%
32,450	3749	3783	34	0.9%	4166	4161	-5	-0.1%	4517	4523	6	0.1%
32,500	3752	3783	31	0.8%	4170	4161	-8	-0.2%	4521	4523	2	0.1%
32,550	3755	3784	29	0.8%	4173	4162	-11	-0.3%	4525	4524	-1	0.0%
32,600	3758	3784	26	0.7%	4176	4162	-14	-0.3%	4529	4525	-4	-0.1%
32,650	3761	3784	23	0.6%	4180	4163	-17	-0.4%	4533	4525	-8	-0.2%
32,700	3764	3785	21	0.6%	4183	4163	-20	-0.5%	4537	4526	-11	-0.2%
32,750	3767	3785	18	0.5%	4187	4164	-23	-0.5%	4541	4526	-14	-0.3%
32,800	3770	3786	16	0.4%	4190	4165	-26	-0.6%	4544	4527	-18	-0.4%
32,850	3773	3786	13	0.4%	4194	4165	-29	-0.7%	4548	4527	-21	-0.5%
32,900	3776	3787	11	0.3%	4197	4166	-31	-0.8%	4552	4528	-24	-0.5%
32,950	3779	3787	8	0.2%	4201	4166	-34	-0.8%	4556	4529	-27	-0.6%
33,000	3782	3788	6	0.2%	4204	4167	-37	-0.9%	4560	4529	-31	-0.7%
33,050	3785	3788	3	0.1%	4207	4167	-40	-1.0%	4564	4530	-34	-0.7%
33,100	3788	3789	1	0.0%	4211	4168	-43	-1.0%	4568	4530	-37	-0.8%
33,150	3791	3789	-2	0.0%	4214	4168	-46	-1.1%	4572	4531	-41	-0.9%
33,200	3794	3790	-4	-0.1%	4218	4169	-49	-1.2%	4576	4532	-44	-1.0%
33,250	3797	3790	-7	-0.2%	4221	4169	-52	-1.2%	4580	4532	-47	-1.0%
33,300	3800	3791	-9	-0.2%	4225	4170	-55	-1.3%	4583	4533	-51	-1.1%
33,350	3803	3791	-12	-0.3%	4228	4170	-58	-1.4%	4587	4533	-54	-1.2%
33,400	3806	3792	-14	-0.4%	4232	4171	-61	-1.4%	4591	4534	-57	-1.2%
33,450	3809	3792	-17	-0.4%	4235	4172	-64	-1.5%	4595	4534	-61	-1.3%
33,500	3812	3793	-19	-0.5%	4239	4172	-66	-1.6%	4599	4535	-64	-1.4%
33,550	3815	3793	-22	-0.6%	4242	4173	-69	-1.6%	4603	4536	-67	-1.5%
33,600	3818	3794	-24	-0.6%	4245	4173	-72	-1.7%	4607	4536	-71	-1.5%
33,650	3821	3794	-27	-0.7%	4249	4174	-75	-1.8%	4611	4537	-74	-1.6%
33,700	3824	3795	-29	-0.8%	4252	4174	-78	-1.8%	4615	4537	-77	-1.7%
33,750	3827	3795	-32	-0.8%	4256	4175	-81	-1.9%	4619	4538	-81	-1.7%
33,800	3830	3796	-34	-0.9%	4259	4175	-84	-2.0%	4622	4539	-84	-1.8%
33,850	3833	3796	-37	-1.0%	4263	4176	-87	-2.0%	4626	4539	-87	-1.9%
33,900	3836	3797	-39	-1.0%	4266	4176	-90	-2.1%	4630	4540	-91	-2.0%
33,950	3839	3797	-42	-1.1%	4270	4177	-93	-2.2%	4634	4540	-94	-2.0%
34,000	3842	3798	-44	-1.2%	4273	4177	-96	-2.2%	4638	4541	-97	-2.1%
34,050	3845	3798	-47	-1.2%	4276	4178	-99	-2.3%	4642	4541	-100	-2.2%
34,100	3848	3799	-49	-1.3%	4280	4178	-101	-2.4%	4646	4542	-104	-2.2%
34,150	3851	3799	-52	-1.3%	4283	4179	-104	-2.4%	4650	4543	-107	-2.3%
34,200	3854	3800	-54	-1.4%	4287	4179	-107	-2.5%	4654	4543	-110	-2.4%
34,250	3857	3800	-57	-1.5%	4290	4180	-110	-2.6%	4658	4544	-114	-2.4%
34,300	3860	3800	-60	-1.5%	4294	4181	-113	-2.6%	4661	4544	-117	-2.5%
34,350	3863	3801	-62	-1.6%	4297	4181	-116	-2.7%	4665	4545	-121	-2.6%
34,400	3866	3801	-65	-1.7%	4301	4182	-119	-2.8%	4669	4545	-124	-2.7%
34,450	3869	3802	-67	-1.7%	4304	4182	-122	-2.8%	4673	4546	-127	-2.7%
34,500	3872	3802	-70	-1.8%	4308	4183	-125	-2.9%	4677	4546	-131	-2.8%
34,550	3875	3803	-72	-1.9%	4311	4183	-128	-3.0%	4681	4547	-134	-2.9%
34,600	3878	3803	-75	-1.9%	4314	4184	-131	-3.0%	4685	4548	-137	-2.9%
34,650	3881	3804	-77	-2.0%	4318	4184	-134	-3.1%	4689	4548	-141	-3.0%
34,700	3884	3804	-80	-2.1%	4321	4185	-137	-3.2%	4693	4549	-144	-3.1%
34,750	3887	3805	-82	-2.1%	4325	4185	-140	-3.2%	4697	4549	-147	-3.1%
34,800	3890	3805	-85	-2.2%	4328	4186	-142	-3.3%	4700	4550	-151	-3.2%

Comparison of Existing and Updated Child Support Schedules

Combined Adjusted Gross Income	Four Children				Five Children				Six Children			
	Existing	Updated	Change		Existing	Updated	Change		Existing	Updated	Change	
			\$	%			\$	%			\$	%
34,850	3893	3806	-87	-2.2%	4332	4186	-145	-3.4%	4704	4550	-154	-3.3%
34,900	3896	3806	-90	-2.3%	4335	4187	-148	-3.4%	4708	4551	-157	-3.3%
34,950	3899	3807	-92	-2.4%	4339	4187	-151	-3.5%	4712	4552	-161	-3.4%
35,000	3902	3807	-95	-2.4%	4342	4188	-154	-3.6%	4716	4552	-164	-3.5%

Report to the Governor and General Assembly
Child Support Guidelines Review Panel
Appendix C

2014 Session of the General Assembly

Draft Legislation

1 **Be it enacted by the General Assembly of Virginia:**

2 **1. That § 20-108.2 of the Code of Virginia shall be amended and reenacted as follows:**

3 § 20-108.2. Guideline for determination of child support; quadrennial review by Child Support
4 Guidelines Review Panel; executive summary.

5 A. There shall be a rebuttable presumption in any judicial or administrative proceeding for child
6 support under this title or Title 16.1 or 63.2, including cases involving split custody or shared
7 custody, that the amount of the award which would result from the application of the guidelines
8 set forth in this section is the correct amount of child support to be awarded. In order to rebut the
9 presumption, the court shall make written findings in the order as set out in § [20-108.1](#), which
10 findings may be incorporated by reference, that the application of the guidelines would be unjust
11 or inappropriate in a particular case as determined by relevant evidence pertaining to the factors
12 set out in § [20-108.1](#). The Department of Social Services shall set child support at the amount
13 resulting from computations using the guidelines set out in this section pursuant to the authority
14 granted to it in Chapter 19 (§ [63.2-1900](#) et seq.) of Title 63.2 and subject to the provisions of §
15 [63.2-1918](#).

16 B. For purposes of application of the guideline, a basic child support obligation shall be
17 computed using the schedule set out below. For combined monthly gross income amounts falling
18 between amounts shown in the schedule, basic child support obligation amounts shall be
19 extrapolated. However, unless one of the following exemptions applies where the sole custody
20 child support obligation as computed pursuant to subdivision G 1 is less than ~~\$65~~ the statutory
21 minimum per month, there shall be a presumptive minimum child support obligation of ~~\$65~~ the
22 statutory minimum per month payable by the payor parent. If the gross income of the obligor is
23 equal to or less than 150 percent of the federal poverty level promulgated by the U.S.
24 Department of Health and Human Services from time to time, then the court may, upon hearing
25 evidence that there is no ability to pay the presumptive statutory minimum, set an obligation
26 below the presumptive statutory minimum provided doing so does not create or reduce a support
27 obligation to an amount which seriously impairs the custodial parent's ability to maintain
28 minimal adequate housing and provide other basic necessities for the child.

30 Exemptions from this presumptive minimum monthly child support obligation shall include:
 31 parents unable to pay child support because they lack sufficient assets from which to pay child
 32 support and who, in addition, are institutionalized in a psychiatric facility; are imprisoned for life
 33 with no chance of parole; are medically verified to be totally and permanently disabled with no
 34 evidence of potential for paying child support, including recipients of Supplemental Security
 35 Income (SSI); or are otherwise involuntarily unable to produce income. "Number of children"
 36 means the number of children for whom the parents share joint legal responsibility and for whom
 37 support is being sought.

38 SCHEDULE OF MONTHLY BASIC CHILD SUPPORT OBLIGATIONS

39
40
41 COMBINED
42
43 MONTHLY
44

45 GROSS	46 ONE	46 TWO	46 THREE	46 FOUR	46 FIVE	46 SIX
47 INCOME	47 CHILD	47 CHILDREN	47 CHILDREN	47 CHILDREN	47 CHILDREN	47 CHILDREN
49 0-599	65	65	65	65	65	65
51 600	110	111	113	114	115	116
53 650	138	140	142	143	145	146
55 700	153	169	170	172	174	176
57 750	160	197	199	202	204	206
59 800	168	226	228	231	233	236
61 850	175	254	257	260	263	266
63 900	182	281	286	289	292	295
65 950	189	292	315	318	322	325
67 1000	196	304	344	348	351	355
69 1050	203	315	373	377	381	385
71 1100	210	326	402	406	410	415
73 1150	217	337	422	435	440	445
75 1200	225	348	436	465	470	475
77 1250	232	360	451	497	502	507
79 1300	241	373	467	526	536	542

80

81	—	1350	—	249	—	386	—	483	—	545	—	570	—	576
82														
83	—	1400	—	257	—	398	—	499	—	563	—	605	—	611
84														
85	—	1450	—	265	—	411	—	515	—	581	—	633	—	645
86														
87	—	1500	—	274	—	426	—	533	—	602	—	656	—	680
88														
89	—	1550	—	282	—	436	—	547	—	617	—	672	—	714
90														
91	—	1600	—	289	—	447	—	560	—	632	—	689	—	737
92														
93	—	1650	—	295	—	458	—	573	—	647	—	705	—	754
94														
95	—	1700	—	302	—	468	—	587	—	662	—	721	—	772
96														
97	—	1750	—	309	—	479	—	600	—	676	—	738	—	789
98														
99	—	1800	—	315	—	488	—	612	—	690	—	752	—	805
100														
101	—	1850	—	321	—	497	—	623	—	702	—	766	—	819
102														
103	—	1900	—	326	—	506	—	634	—	714	—	779	—	834
104														
105	—	1950	—	332	—	514	—	645	—	727	—	793	—	848
106														
107	—	2000	—	338	—	523	—	655	—	739	—	806	—	862
108														
109	—	2050	—	343	—	532	—	666	—	751	—	819	—	877
110														
111	—	2100	—	349	—	540	—	677	—	763	—	833	—	891
112														
113	—	2150	—	355	—	549	—	688	—	776	—	846	—	905
114														
115	—	2200	—	360	—	558	—	699	—	788	—	860	—	920
116														
117	—	2250	—	366	—	567	—	710	—	800	—	873	—	934
118														
119	—	2300	—	371	—	575	—	721	—	812	—	886	—	948
120														
121	—	2350	—	377	—	584	—	732	—	825	—	900	—	963
122														
123	—	2400	—	383	—	593	—	743	—	837	—	913	—	977
124														
125	—	2450	—	388	—	601	—	754	—	849	—	927	—	991
126														
127	—	2500	—	394	—	610	—	765	—	862	—	940	—	1006
128														
129	—	2550	—	399	—	619	—	776	—	874	—	954	—	1020
130														
131	—	2600	—	405	—	627	—	787	—	886	—	967	—	1034
132														
133	—	2650	—	410	—	635	—	797	—	897	—	979	—	1048
134														
135	—	2700	—	415	—	643	—	806	—	908	—	991	—	1060
136														
137	—	2750	—	420	—	651	—	816	—	919	—	1003	—	1073
138														

139	—	2800	—	425	—	658	—	826	—	930	—	1015	—	1085
140														
141	—	2850	—	430	—	667	—	836	—	941	—	1027	—	1098
142														
143	—	2900	—	435	—	675	—	846	—	953	—	1039	—	1112
144														
145	—	2950	—	440	—	683	—	856	—	964	—	1052	—	1125
146														
147	—	3000	—	445	—	691	—	866	—	975	—	1064	—	1138
148														
149	—	3050	—	450	—	699	—	876	—	987	—	1076	—	1152
150														
151	—	3100	—	456	—	707	—	886	—	998	—	1089	—	1165
152														
153	—	3150	—	461	—	715	—	896	—	1010	—	1101	—	1178
154														
155	—	3200	—	466	—	723	—	906	—	1021	—	1114	—	1191
156														
157	—	3250	—	471	—	732	—	917	—	1032	—	1126	—	1205
158														
159	—	3300	—	476	—	740	—	927	—	1044	—	1139	—	1218
160														
161	—	3350	—	481	—	748	—	937	—	1055	—	1151	—	1231
162														
163	—	3400	—	486	—	756	—	947	—	1067	—	1164	—	1245
164														
165	—	3450	—	492	—	764	—	957	—	1078	—	1176	—	1258
166														
167	—	3500	—	497	—	772	—	967	—	1089	—	1189	—	1271
168														
169	—	3550	—	502	—	780	—	977	—	1101	—	1201	—	1285
170														
171	—	3600	—	507	—	788	—	987	—	1112	—	1213	—	1298
172														
173	—	3650	—	512	—	797	—	997	—	1124	—	1226	—	1311
174														
175	—	3700	—	518	—	806	—	1009	—	1137	—	1240	—	1326
176														
177	—	3750	—	524	—	815	—	1020	—	1150	—	1254	—	1342
178														
179	—	3800	—	530	—	824	—	1032	—	1163	—	1268	—	1357
180														
181	—	3850	—	536	—	834	—	1043	—	1176	—	1283	—	1372
182														
183	—	3900	—	542	—	843	—	1055	—	1189	—	1297	—	1387
184														
185	—	3950	—	547	—	852	—	1066	—	1202	—	1311	—	1402
186														
187	—	4000	—	553	—	861	—	1078	—	1214	—	1325	—	1417
188														
189	—	4050	—	559	—	871	—	1089	—	1227	—	1339	—	1432
190														
191	—	4100	—	565	—	880	—	1101	—	1240	—	1353	—	1448
192														
193	—	4150	—	571	—	889	—	1112	—	1253	—	1367	—	1463
194														
195	—	4200	—	577	—	898	—	1124	—	1266	—	1382	—	1478
196														

197	—	4250	—	583	—	907	—	1135	—	1279	—	1396	—	1493
198														
199	—	4300	—	589	—	917	—	1147	—	1292	—	1410	—	1508
200														
201	—	4350	—	594	—	926	—	1158	—	1305	—	1424	—	1523
202														
203	—	4400	—	600	—	935	—	1170	—	1318	—	1438	—	1538
204														
205	—	4450	—	606	—	944	—	1181	—	1331	—	1452	—	1553
206														
207	—	4500	—	612	—	954	—	1193	—	1344	—	1467	—	1569
208														
209	—	4550	—	618	—	963	—	1204	—	1357	—	1481	—	1584
210														
211	—	4600	—	624	—	972	—	1216	—	1370	—	1495	—	1599
212														
213	—	4650	—	630	—	981	—	1227	—	1383	—	1509	—	1614
214														
215	—	4700	—	635	—	989	—	1237	—	1395	—	1522	—	1627
216														
217	—	4750	—	641	—	997	—	1247	—	1406	—	1534	—	1641
218														
219	—	4800	—	646	—	1005	—	1257	—	1417	—	1546	—	1654
220														
221	—	4850	—	651	—	1013	—	1267	—	1428	—	1558	—	1667
222														
223	—	4900	—	656	—	1021	—	1277	—	1439	—	1570	—	1679
224														
225	—	4950	—	661	—	1028	—	1286	—	1450	—	1582	—	1692
226														
227	—	5000	—	666	—	1036	—	1295	—	1460	—	1593	—	1704
228														
229	—	5050	—	671	—	1043	—	1305	—	1471	—	1605	—	1716
230														
231	—	5100	—	675	—	1051	—	1314	—	1481	—	1616	—	1728
232														
233	—	5150	—	680	—	1058	—	1323	—	1492	—	1628	—	1741
234														
235	—	5200	—	685	—	1066	—	1333	—	1502	—	1640	—	1753
236														
237	—	5250	—	690	—	1073	—	1342	—	1513	—	1651	—	1765
238														
239	—	5300	—	695	—	1081	—	1351	—	1524	—	1663	—	1778
240														
241	—	5350	—	700	—	1088	—	1361	—	1534	—	1674	—	1790
242														
243	—	5400	—	705	—	1096	—	1370	—	1545	—	1686	—	1802
244														
245	—	5450	—	710	—	1103	—	1379	—	1555	—	1697	—	1815
246														
247	—	5500	—	714	—	1111	—	1389	—	1566	—	1709	—	1827
248														
249	—	5550	—	719	—	1118	—	1398	—	1576	—	1720	—	1839
250														
251	—	5600	—	724	—	1126	—	1407	—	1587	—	1732	—	1851
252														
253	—	5650	—	729	—	1133	—	1417	—	1598	—	1743	—	1864
254														

255	—	5700	—	734	—	1141	—	1426	—	1608	—	1755	—	1876
256														
257	—	5750	—	739	—	1148	—	1435	—	1619	—	1766	—	1888
258														
259	—	5800	—	744	—	1156	—	1445	—	1629	—	1778	—	1901
260														
261	—	5850	—	749	—	1163	—	1454	—	1640	—	1790	—	1913
262														
263	—	5900	—	753	—	1171	—	1463	—	1650	—	1801	—	1925
264														
265	—	5950	—	758	—	1178	—	1473	—	1661	—	1813	—	1937
266														
267	—	6000	—	763	—	1186	—	1482	—	1672	—	1824	—	1950
268														
269	—	6050	—	768	—	1193	—	1491	—	1682	—	1836	—	1962
270														
271	—	6100	—	773	—	1201	—	1501	—	1693	—	1847	—	1974
272														
273	—	6150	—	778	—	1208	—	1510	—	1703	—	1859	—	1987
274														
275	—	6200	—	783	—	1216	—	1519	—	1714	—	1870	—	1999
276														
277	—	6250	—	788	—	1223	—	1529	—	1724	—	1882	—	2011
278														
279	—	6300	—	792	—	1231	—	1538	—	1735	—	1893	—	2023
280														
281	—	6350	—	797	—	1238	—	1547	—	1745	—	1905	—	2036
282														
283	—	6400	—	802	—	1246	—	1557	—	1756	—	1916	—	2048
284														
285	—	6450	—	807	—	1253	—	1566	—	1767	—	1928	—	2060
286														
287	—	6500	—	812	—	1261	—	1575	—	1777	—	1940	—	2073
288														
289	—	6550	—	816	—	1267	—	1583	—	1786	—	1949	—	2083
290														
291	—	6600	—	820	—	1272	—	1590	—	1794	—	1957	—	2092
292														
293	—	6650	—	823	—	1277	—	1597	—	1801	—	1965	—	2100
294														
295	—	6700	—	827	—	1283	—	1604	—	1809	—	1974	—	2109
296														
297	—	6750	—	830	—	1288	—	1610	—	1817	—	1982	—	2118
298														
299	—	6800	—	834	—	1293	—	1617	—	1824	—	1990	—	2127
300														
301	—	6850	—	837	—	1299	—	1624	—	1832	—	1999	—	2136
302														
303	—	6900	—	841	—	1304	—	1631	—	1839	—	2007	—	2145
304														
305	—	6950	—	845	—	1309	—	1637	—	1847	—	2016	—	2154
306														
307	—	7000	—	848	—	1315	—	1644	—	1855	—	2024	—	2163
308														
309	—	7050	—	852	—	1320	—	1651	—	1862	—	2032	—	2172
310														
311	—	7100	—	855	—	1325	—	1658	—	1870	—	2041	—	2181
312														

313	7150	859	1331	1665	1878	2049	2190
314							
315	7200	862	1336	1671	1885	2057	2199
316							
317	7250	866	1341	1678	1893	2066	2207
318							
319	7300	870	1347	1685	1900	2074	2216
320							
321	7350	873	1352	1692	1908	2082	2225
322							
323	7400	877	1358	1698	1916	2091	2234
324							
325	7450	880	1363	1705	1923	2099	2243
326							
327	7500	884	1368	1712	1931	2108	2252
328							
329	7550	887	1374	1719	1938	2116	2261
330							
331	7600	891	1379	1725	1946	2124	2270
332							
333	7650	895	1384	1732	1954	2133	2279
334							
335	7700	898	1390	1739	1961	2141	2288
336							
337	7750	902	1395	1746	1969	2149	2297
338							
339	7800	905	1400	1753	1977	2158	2305
340							
341	7850	908	1405	1758	1983	2164	2313
342							
343	7900	910	1409	1764	1989	2171	2320
344							
345	7950	913	1414	1770	1995	2178	2328
346							
347	8000	916	1418	1776	2001	2185	2335
348							
349	8050	918	1423	1781	2007	2192	2343
350							
351	8100	921	1428	1787	2014	2198	2350
352							
353	8150	924	1432	1793	2020	2205	2357
354							
355	8200	927	1437	1799	2026	2212	2365
356							
357	8250	929	1441	1804	2032	2219	2372
358							
359	8300	932	1446	1810	2038	2226	2380
360							
361	8350	935	1450	1816	2045	2232	2387
362							
363	8400	937	1455	1822	2051	2239	2395
364							
365	8450	940	1459	1827	2057	2246	2402
366							
367	8500	943	1464	1833	2063	2253	2410
368							
369	8550	945	1468	1839	2069	2260	2417
370							

371	8600	948	1473	1845	2076	2266	2425
372							
373	8650	951	1478	1850	2082	2273	2432
374							
375	8700	954	1482	1856	2088	2280	2440
376							
377	8750	956	1487	1862	2094	2287	2447
378							
379	8800	959	1491	1868	2100	2294	2455
380							
381	8850	962	1496	1873	2107	2300	2462
382							
383	8900	964	1500	1879	2113	2307	2470
384							
385	8950	967	1505	1885	2119	2314	2477
386							
387	9000	970	1509	1891	2125	2321	2484
388							
389	9050	973	1514	1896	2131	2328	2492
390							
391	9100	975	1517	1901	2137	2334	2498
392							
393	9150	977	1521	1905	2141	2339	2503
394							
395	9200	979	1524	1909	2146	2344	2509
396							
397	9250	982	1527	1914	2151	2349	2514
398							
399	9300	984	1531	1918	2156	2354	2520
400							
401	9350	986	1534	1922	2160	2359	2525
402							
403	9400	988	1537	1926	2165	2365	2531
404							
405	9450	990	1541	1930	2170	2370	2536
406							
407	9500	993	1544	1935	2175	2375	2541
408							
409	9550	995	1547	1939	2179	2380	2547
410							
411	9600	997	1551	1943	2184	2385	2552
412							
413	9650	999	1554	1947	2189	2390	2558
414							
415	9700	1001	1557	1951	2194	2396	2563
416							
417	9750	1003	1561	1956	2198	2401	2569
418							
419	9800	1006	1564	1960	2203	2406	2574
420							
421	9850	1008	1567	1964	2208	2411	2580
422							
423	9900	1010	1571	1968	2213	2416	2585
424							
425	9950	1012	1574	1972	2218	2421	2590
426							
427	10000	1014	1577	1977	2222	2427	2596
428							

429 For gross monthly income between \$10,000 and \$20,000, add the amount of child support for
 430 \$10,000 to the following percentages of gross income above \$10,000:-

431
 432

ONE	TWO	THREE	FOUR	FIVE	SIX
CHILD	CHILDREN	CHILDREN	CHILDREN	CHILDREN	CHILDREN
3.1%	5.1%	6.8%	7.8%	8.8%	9.5%

433
 434
 435
 436
 437
 438

439 For gross monthly income between \$20,000 and \$50,000, add the amount of child support for
 440 \$20,000 to the following percentages of gross income above \$20,000:-

441
 442

ONE	TWO	THREE	FOUR	FIVE	SIX
CHILD	CHILDREN	CHILDREN	CHILDREN	CHILDREN	CHILDREN
2%	3.5%	5%	6%	6.9%	7.8%

443
 444
 445
 446
 447
 448

449 For gross monthly income over \$50,000, add the amount of child support for \$50,000 to the
 450 following percentages of gross income above \$50,000:-

451
 452

ONE	TWO	THREE	FOUR	FIVE	SIX	
CHILD	CHILDREN	CHILDREN	CHILDREN	CHILDREN	CHILDREN	
1%	2%	3%	4%	5%	6%	
550	107	162	197	220	242	263
600	116	177	215	240	264	287
650	126	191	232	259	285	310
700	135	206	250	279	307	333
750	145	220	267	298	328	357
800	154	234	284	317	349	379
850	163	248	300	336	369	401
900	171	260	316	353	388	422
950	179	273	331	369	406	442
1000	187	285	346	386	425	462

453
 454
 455
 456
 457
 458
 459
 460
 461
 462
 463
 464
 465
 466
 467
 468
 469
 470
 471
 472
 473
 474
 475
 476
 477
 478

479	1050	196	298	361	403	443	482
480							
481	1100	204	310	375	419	461	501
482							
483	1150	212	323	390	436	480	521
484							
485	1200	220	335	405	453	498	541
486							
487	1250	228	347	420	469	516	561
488							
489	1300	237	360	435	486	535	581
490							
491	1350	245	372	450	503	553	601
492							
493	1400	253	385	465	519	571	621
494							
495	1450	261	397	480	536	589	641
496							
497	1500	269	410	495	552	608	661
498							
499	1550	278	422	509	569	626	680
500							
501	1600	286	434	524	585	644	700
502							
503	1650	293	446	538	601	661	718
504							
505	1700	301	457	552	616	678	737
506							
507	1750	309	469	566	632	695	756
508							
509	1800	316	481	579	647	712	774
510							
511	1850	324	492	593	663	729	792
512							
513	1900	331	504	607	678	746	811
514							
515	1950	339	515	621	693	763	829
516							
517	2000	347	527	635	709	780	848
518							
519	2050	354	538	648	724	797	866
520							
521	2100	362	550	662	740	814	884
522							
523	2150	369	561	676	755	830	903
524							
525	2200	377	573	690	770	847	921
526							
527	2250	385	584	703	786	864	940
528							
529	2300	392	596	717	801	881	958
530							
531	2350	400	607	731	817	898	976
532							
533	2400	407	619	745	832	915	995
534							
535	2450	415	630	759	847	932	1013
536							

537	2500	423	642	772	863	949	1032
538							
539	2550	430	653	786	878	966	1050
540							
541	2600	438	665	800	894	983	1068
542							
543	2650	445	676	814	909	1000	1087
544							
545	2700	453	688	828	924	1017	1105
546							
547	2750	460	699	841	940	1034	1124
548							
549	2800	468	711	855	955	1051	1142
550							
551	2850	476	722	869	971	1068	1160
552							
553	2900	483	734	883	986	1084	1179
554							
555	2950	491	745	896	1001	1101	1197
556							
557	3000	498	757	910	1017	1118	1216
558							
559	3050	506	768	924	1032	1135	1234
560							
561	3100	514	780	938	1047	1152	1252
562							
563	3150	521	791	952	1063	1169	1271
564							
565	3200	529	803	965	1078	1186	1289
566							
567	3250	536	814	979	1094	1203	1308
568							
569	3300	544	826	993	1109	1220	1326
570							
571	3350	551	837	1006	1123	1236	1343
572							
573	3400	559	848	1019	1138	1252	1361
574							
575	3450	566	859	1032	1152	1268	1378
576							
577	3500	574	870	1045	1167	1283	1395
578							
579	3550	581	881	1057	1181	1299	1412
580							
581	3600	588	892	1070	1196	1315	1430
582							
583	3650	596	903	1083	1210	1331	1447
584							
585	3700	603	914	1096	1224	1347	1464
586							
587	3750	611	925	1109	1239	1363	1481
588							
589	3800	618	936	1122	1253	1379	1499
590							
591	3850	626	947	1135	1268	1395	1516
592							
593	3900	632	956	1146	1280	1408	1531
594							

595	3950	638	966	1157	1293	1422	1546
596							
597	4000	645	975	1168	1305	1436	1561
598							
599	4050	651	985	1180	1318	1449	1575
600							
601	4100	658	994	1191	1330	1463	1590
602							
603	4150	664	1004	1202	1342	1477	1605
604							
605	4200	670	1013	1213	1355	1490	1620
606							
607	4250	677	1023	1224	1367	1504	1635
608							
609	4300	682	1030	1233	1377	1515	1647
610							
611	4350	687	1038	1242	1387	1526	1658
612							
613	4400	693	1046	1251	1397	1537	1670
614							
615	4450	698	1054	1260	1407	1548	1682
616							
617	4500	704	1062	1268	1417	1559	1694
618							
619	4550	709	1069	1277	1427	1569	1706
620							
621	4600	714	1077	1286	1437	1580	1718
622							
623	4650	720	1085	1295	1447	1591	1730
624							
625	4700	725	1093	1304	1457	1602	1742
626							
627	4750	731	1100	1313	1466	1613	1753
628							
629	4800	736	1108	1322	1476	1624	1765
630							
631	4850	741	1116	1331	1486	1635	1777
632							
633	4900	747	1124	1339	1496	1646	1789
634							
635	4950	752	1131	1348	1506	1656	1800
636							
637	5000	755	1136	1353	1511	1662	1807
638							
639	5050	759	1141	1358	1516	1668	1813
640							
641	5100	762	1145	1362	1522	1674	1820
642							
643	5150	766	1150	1367	1527	1680	1826
644							
645	5200	769	1155	1372	1533	1686	1833
646							
647	5250	773	1159	1377	1538	1692	1839
648							
649	5300	776	1164	1382	1544	1698	1846
650							
651	5350	780	1169	1387	1549	1704	1852
652							

653	5400	783	1173	1392	1554	1710	1859
654							
655	5450	787	1178	1397	1560	1716	1865
656							
657	5500	790	1183	1401	1565	1722	1872
658							
659	5550	794	1187	1406	1571	1728	1878
660							
661	5600	797	1192	1411	1576	1734	1885
662							
663	5650	800	1196	1416	1582	1740	1891
664							
665	5700	803	1201	1421	1587	1746	1897
666							
667	5750	806	1205	1425	1592	1751	1904
668							
669	5800	809	1209	1430	1598	1757	1910
670							
671	5850	812	1213	1435	1603	1763	1917
672							
673	5900	815	1217	1440	1608	1769	1923
674							
675	5950	818	1221	1444	1613	1775	1929
676							
677	6000	821	1226	1449	1619	1781	1936
678							
679	6050	823	1230	1454	1624	1787	1942
680							
681	6100	826	1234	1459	1629	1792	1948
682							
683	6150	829	1238	1464	1635	1798	1955
684							
685	6200	832	1242	1468	1640	1804	1961
686							
687	6250	835	1246	1473	1645	1810	1967
688							
689	6300	838	1251	1478	1651	1816	1974
690							
691	6350	841	1255	1483	1656	1822	1980
692							
693	6400	844	1259	1487	1661	1827	1986
694							
695	6450	847	1263	1492	1667	1833	1993
696							
697	6500	849	1267	1497	1672	1839	1999
698							
699	6550	852	1271	1502	1677	1845	2005
700							
701	6600	855	1276	1506	1683	1851	2012
702							
703	6650	858	1280	1511	1688	1857	2018
704							
705	6700	861	1285	1517	1694	1864	2026
706							
707	6750	865	1291	1524	1703	1873	2036
708							
709	6800	869	1297	1532	1711	1882	2046
710							

711	6850	873	1303	1539	1719	1891	2056
712							
713	6900	877	1309	1547	1728	1900	2066
714							
715	6950	881	1315	1554	1736	1909	2076
716							
717	7000	885	1321	1561	1744	1919	2085
718							
719	7050	889	1328	1569	1752	1928	2095
720							
721	7100	893	1334	1576	1761	1937	2105
722							
723	7150	897	1340	1584	1769	1946	2115
724							
725	7200	901	1346	1591	1777	1955	2125
726							
727	7250	905	1352	1599	1786	1964	2135
728							
729	7300	909	1358	1606	1794	1973	2145
730							
731	7350	913	1364	1613	1802	1982	2155
732							
733	7400	917	1370	1621	1810	1991	2165
734							
735	7450	921	1376	1628	1819	2001	2175
736							
737	7500	925	1382	1636	1827	2010	2185
738							
739	7550	929	1389	1643	1835	2019	2194
740							
741	7600	933	1395	1650	1844	2028	2204
742							
743	7650	937	1401	1658	1852	2037	2214
744							
745	7700	941	1407	1665	1860	2046	2224
746							
747	7750	944	1411	1670	1865	2051	2230
748							
749	7800	946	1413	1672	1867	2054	2233
750							
751	7850	948	1416	1674	1870	2057	2236
752							
753	7900	950	1419	1676	1873	2060	2239
754							
755	7950	953	1421	1679	1875	2063	2242
756							
757	8000	955	1424	1681	1878	2065	2245
758							
759	8050	957	1426	1683	1880	2068	2248
760							
761	8100	959	1429	1685	1883	2071	2251
762							
763	8150	961	1432	1688	1885	2074	2254
764							
765	8200	963	1434	1690	1888	2076	2257
766							
767	8250	965	1436	1692	1890	2079	2260
768							

769	8300	967	1439	1694	1892	2082	2263
770							
771	8350	969	1441	1696	1895	2084	2266
772							
773	8400	971	1444	1699	1897	2087	2269
774							
775	8450	973	1446	1701	1899	2089	2271
776							
777	8500	974	1447	1702	1901	2091	2273
778							
779	8550	975	1449	1704	1903	2093	2276
780							
781	8600	976	1450	1705	1905	2096	2278
782							
783	8650	977	1452	1707	1907	2098	2280
784							
785	8700	978	1453	1709	1909	2100	2282
786							
787	8750	979	1455	1710	1911	2102	2284
788							
789	8800	980	1456	1712	1912	2104	2287
790							
791	8850	981	1457	1714	1914	2106	2289
792							
793	8900	982	1459	1715	1916	2108	2291
794							
795	8950	983	1460	1717	1918	2110	2293
796							
797	9000	984	1462	1719	1920	2112	2295
798							
799	9050	985	1463	1720	1922	2114	2298
800							
801	9100	986	1465	1722	1923	2116	2300
802							
803	9150	987	1466	1724	1925	2118	2302
804							
805	9200	991	1471	1730	1932	2125	2310
806							
807	9250	994	1477	1737	1940	2134	2319
808							
809	9300	998	1483	1743	1947	2142	2328
810							
811	9350	1002	1488	1750	1955	2150	2337
812							
813	9400	1005	1494	1757	1962	2159	2346
814							
815	9450	1009	1499	1764	1970	2167	2355
816							
817	9500	1013	1505	1771	1978	2176	2365
818							
819	9550	1017	1511	1778	1986	2185	2375
820							
821	9600	1021	1518	1786	1995	2194	2385
822							
823	9650	1025	1524	1793	2003	2203	2395
824							
825	9700	1029	1530	1801	2011	2212	2405
826							

827	9750	1033	1536	1808	2020	2222	2415
828							
829	9800	1037	1543	1816	2028	2231	2425
830							
831	9850	1041	1549	1823	2036	2240	2435
832							
833	9900	1046	1555	1831	2045	2249	2445
834							
835	9950	1050	1561	1838	2053	2258	2455
836							
837	10000	1054	1567	1845	2061	2268	2465
838							
839	10050	1058	1574	1853	2070	2277	2475
840							
841	10100	1062	1580	1860	2078	2286	2485
842							
843	10150	1066	1586	1868	2086	2295	2495
844							
845	10200	1070	1592	1875	2095	2304	2505
846							
847	10250	1074	1599	1883	2103	2314	2515
848							
849	10300	1079	1605	1891	2112	2323	2525
850							
851	10350	1083	1611	1898	2121	2333	2536
852							
853	10400	1087	1618	1906	2129	2342	2546
854							
855	10450	1091	1624	1914	2138	2351	2556
856							
857	10500	1095	1631	1921	2146	2361	2566
858							
859	10550	1100	1637	1929	2155	2370	2576
860							
861	10600	1104	1643	1937	2163	2380	2587
862							
863	10650	1108	1650	1944	2172	2389	2597
864							
865	10700	1112	1656	1952	2180	2398	2607
866							
867	10750	1117	1662	1960	2189	2408	2617
868							
869	10800	1121	1669	1967	2197	2417	2627
870							
871	10850	1125	1675	1975	2206	2427	2638
872							
873	10900	1129	1682	1983	2214	2436	2648
874							
875	10950	1134	1688	1990	2223	2445	2658
876							
877	11000	1138	1694	1998	2232	2455	2668
878							
879	11050	1142	1701	2005	2240	2464	2678
880							
881	11100	1146	1707	2013	2249	2474	2689
882							
883	11150	1150	1714	2021	2257	2483	2699
884							

885	11200	1154	1718	2026	2263	2489	2706
886							
887	11250	1157	1722	2030	2267	2494	2711
888							
889	11300	1159	1726	2034	2272	2499	2717
890							
891	11350	1162	1730	2038	2276	2504	2722
892							
893	11400	1165	1733	2042	2281	2509	2727
894							
895	11450	1168	1737	2046	2285	2514	2733
896							
897	11500	1171	1741	2050	2290	2519	2738
898							
899	11550	1173	1745	2054	2294	2524	2743
900							
901	11600	1176	1749	2058	2299	2529	2749
902							
903	11650	1179	1752	2062	2303	2534	2754
904							
905	11700	1182	1756	2066	2308	2538	2759
906							
907	11750	1185	1760	2070	2312	2543	2765
908							
909	11800	1187	1764	2074	2317	2548	2770
910							
911	11850	1190	1768	2078	2321	2553	2775
912							
913	11900	1193	1771	2082	2326	2558	2781
914							
915	11950	1196	1775	2086	2330	2563	2786
916							
917	12000	1199	1779	2090	2335	2568	2791
918							
919	12050	1201	1783	2094	2339	2573	2797
920							
921	12100	1204	1787	2098	2344	2578	2802
922							
923	12150	1207	1790	2102	2348	2583	2808
924							
925	12200	1210	1795	2107	2354	2589	2815
926							
927	12250	1213	1800	2113	2360	2596	2822
928							
929	12300	1216	1804	2118	2366	2603	2829
930							
931	12350	1220	1809	2124	2372	2610	2837
932							
933	12400	1223	1814	2129	2378	2616	2844
934							
935	12450	1226	1818	2135	2384	2623	2851
936							
937	12500	1229	1823	2140	2391	2630	2858
938							
939	12550	1232	1828	2146	2397	2636	2866
940							
941	12600	1235	1832	2151	2403	2643	2873
942							

943	12650	1239	1837	2157	2409	2650	2880
944							
945	12700	1242	1842	2162	2415	2657	2888
946							
947	12750	1245	1846	2168	2421	2663	2895
948							
949	12800	1248	1851	2173	2427	2670	2902
950							
951	12850	1251	1856	2178	2433	2677	2910
952							
953	12900	1254	1860	2184	2439	2683	2917
954							
955	12950	1257	1865	2189	2446	2690	2924
956							
957	13000	1261	1870	2195	2452	2697	2931
958							
959	13050	1264	1874	2200	2458	2704	2939
960							
961	13100	1267	1879	2206	2464	2710	2946
962							
963	13150	1270	1884	2211	2470	2717	2953
964							
965	13200	1273	1888	2217	2476	2724	2961
966							
967	13250	1276	1893	2222	2482	2730	2968
968							
969	13300	1279	1898	2228	2488	2737	2975
970							
971	13350	1283	1902	2233	2494	2744	2983
972							
973	13400	1286	1907	2239	2501	2751	2990
974							
975	13450	1289	1912	2244	2507	2757	2997
976							
977	13500	1292	1916	2250	2513	2764	3005
978							
979	13550	1295	1921	2256	2520	2772	3013
980							
981	13600	1297	1925	2262	2526	2779	3021
982							
983	13650	1300	1930	2268	2533	2786	3029
984							
985	13700	1303	1935	2274	2540	2794	3037
986							
987	13750	1306	1939	2280	2546	2801	3045
988							
989	13800	1308	1944	2286	2553	2808	3053
990							
991	13850	1311	1948	2292	2560	2816	3061
992							
993	13900	1314	1953	2298	2566	2823	3069
994							
995	13950	1317	1957	2304	2573	2830	3077
996							
997	14000	1320	1962	2310	2580	2838	3085
998							
999	14050	1322	1967	2316	2586	2845	3093
1000							

1001	14100	1325	1971	2322	2593	2852	3101
1002							
1003	14150	1328	1976	2328	2600	2860	3109
1004							
1005	14200	1331	1980	2333	2607	2867	3117
1006							
1007	14250	1334	1985	2339	2613	2875	3125
1008							
1009	14300	1336	1990	2345	2620	2882	3133
1010							
1011	14350	1339	1994	2351	2627	2889	3141
1012							
1013	14400	1342	1999	2357	2633	2897	3149
1014							
1015	14450	1345	2003	2363	2640	2904	3157
1016							
1017	14500	1347	2008	2369	2647	2911	3164
1018							
1019	14550	1350	2013	2375	2653	2919	3172
1020							
1021	14600	1353	2017	2381	2660	2926	3180
1022							
1023	14650	1356	2022	2387	2667	2933	3188
1024							
1025	14700	1359	2026	2393	2673	2941	3196
1026							
1027	14750	1361	2031	2399	2680	2948	3204
1028							
1029	14800	1364	2036	2405	2686	2955	3212
1030							
1031	14850	1368	2040	2410	2692	2961	3219
1032							
1033	14900	1371	2045	2415	2698	2967	3226
1034							
1035	14950	1375	2050	2420	2703	2974	3232
1036							
1037	15000	1378	2055	2425	2709	2980	3239
1038							
1039	15050	1382	2059	2430	2714	2986	3246
1040							
1041	15100	1385	2064	2435	2720	2992	3252
1042							
1043	15150	1389	2069	2440	2726	2998	3259
1044							
1045	15200	1392	2074	2445	2731	3004	3266
1046							
1047	15250	1396	2078	2450	2737	3010	3272
1048							
1049	15300	1400	2083	2455	2742	3017	3279
1050							
1051	15350	1403	2088	2460	2748	3023	3286
1052							
1053	15400	1407	2093	2465	2754	3029	3292
1054							
1055	15450	1410	2098	2470	2759	3035	3299
1056							
1057	15500	1414	2102	2475	2765	3041	3306
1058							

1059	15550	1417	2107	2480	2770	3047	3312
1060							
1061	15600	1421	2112	2485	2776	3053	3319
1062							
1063	15650	1424	2117	2490	2781	3060	3326
1064							
1065	15700	1428	2121	2495	2787	3066	3333
1066							
1067	15750	1431	2126	2500	2793	3072	3339
1068							
1069	15800	1435	2131	2505	2798	3078	3346
1070							
1071	15850	1438	2136	2510	2804	3084	3353
1072							
1073	15900	1442	2140	2515	2809	3090	3359
1074							
1075	15950	1445	2145	2520	2815	3097	3366
1076							
1077	16000	1449	2150	2525	2821	3103	3373
1078							
1079	16050	1453	2155	2530	2826	3109	3379
1080							
1081	16100	1456	2159	2535	2832	3115	3386
1082							
1083	16150	1458	2162	2538	2835	3119	3390
1084							
1085	16200	1459	2164	2541	2838	3122	3394
1086							
1087	16250	1461	2167	2544	2841	3125	3397
1088							
1089	16300	1462	2169	2546	2844	3128	3401
1090							
1091	16350	1464	2171	2549	2847	3132	3404
1092							
1093	16400	1465	2173	2551	2850	3135	3408
1094							
1095	16450	1466	2175	2554	2853	3138	3411
1096							
1097	16500	1468	2177	2557	2856	3141	3415
1098							
1099	16550	1469	2179	2559	2859	3144	3418
1100							
1101	16600	1471	2182	2562	2862	3148	3422
1102							
1103	16650	1472	2184	2564	2864	3151	3425
1104							
1105	16700	1473	2186	2567	2867	3154	3428
1106							
1107	16750	1475	2188	2570	2870	3157	3432
1108							
1109	16800	1476	2190	2572	2873	3160	3435
1110							
1111	16850	1477	2192	2575	2876	3164	3439
1112							
1113	16900	1479	2194	2577	2879	3167	3442
1114							
1115	16950	1480	2196	2580	2882	3170	3446
1116							

1117	17000	1481	2198	2582	2885	3173	3449
1118							
1119	17050	1483	2200	2585	2887	3176	3452
1120							
1121	17100	1484	2203	2588	2890	3179	3456
1122							
1123	17150	1486	2205	2590	2893	3182	3459
1124							
1125	17200	1487	2207	2593	2896	3186	3463
1126							
1127	17250	1488	2209	2595	2899	3189	3466
1128							
1129	17300	1490	2211	2598	2902	3192	3470
1130							
1131	17350	1491	2213	2600	2905	3195	3473
1132							
1133	17400	1492	2215	2603	2907	3198	3476
1134							
1135	17450	1494	2217	2605	2910	3201	3480
1136							
1137	17500	1495	2219	2608	2913	3204	3483
1138							
1139	17550	1497	2222	2611	2916	3208	3487
1140							
1141	17600	1498	2224	2613	2919	3211	3490
1142							
1143	17650	1499	2226	2616	2922	3214	3494
1144							
1145	17700	1501	2228	2618	2925	3217	3497
1146							
1147	17750	1502	2230	2621	2928	3220	3500
1148							
1149	17800	1503	2232	2623	2930	3223	3504
1150							
1151	17850	1505	2234	2626	2933	3227	3507
1152							
1153	17900	1506	2236	2629	2936	3230	3511
1154							
1155	17950	1507	2238	2631	2939	3233	3514
1156							
1157	18000	1509	2240	2634	2942	3236	3518
1158							
1159	18050	1510	2243	2636	2945	3239	3521
1160							
1161	18100	1512	2245	2639	2948	3242	3524
1162							
1163	18150	1513	2247	2641	2950	3245	3528
1164							
1165	18200	1514	2249	2644	2953	3249	3531
1166							
1167	18250	1516	2251	2647	2956	3252	3535
1168							
1169	18300	1517	2253	2649	2959	3255	3538
1170							
1171	18350	1520	2256	2652	2963	3259	3542
1172							
1173	18400	1522	2259	2655	2966	3263	3547
1174							

1175	18450	1524	2262	2658	2970	3266	3551
1176							
1177	18500	1526	2265	2662	2973	3270	3555
1178							
1179	18550	1528	2268	2665	2976	3274	3559
1180							
1181	18600	1530	2271	2668	2980	3278	3563
1182							
1183	18650	1532	2274	2671	2983	3282	3567
1184							
1185	18700	1535	2277	2674	2987	3285	3571
1186							
1187	18750	1537	2280	2677	2990	3289	3575
1188							
1189	18800	1539	2283	2680	2994	3293	3579
1190							
1191	18850	1541	2285	2683	2997	3297	3584
1192							
1193	18900	1543	2288	2686	3000	3301	3588
1194							
1195	18950	1545	2291	2689	3004	3304	3592
1196							
1197	19000	1547	2294	2692	3007	3308	3596
1198							
1199	19050	1550	2297	2695	3011	3312	3600
1200							
1201	19100	1552	2300	2698	3014	3316	3604
1202							
1203	19150	1554	2303	2702	3018	3319	3608
1204							
1205	19200	1556	2306	2705	3021	3323	3612
1206							
1207	19250	1558	2309	2708	3025	3327	3616
1208							
1209	19300	1560	2312	2711	3028	3331	3621
1210							
1211	19350	1563	2315	2714	3031	3335	3625
1212							
1213	19400	1565	2318	2717	3035	3338	3629
1214							
1215	19450	1567	2320	2720	3038	3342	3633
1216							
1217	19500	1569	2323	2723	3042	3346	3637
1218							
1219	19550	1571	2326	2726	3045	3350	3641
1220							
1221	19600	1573	2329	2729	3049	3353	3645
1222							
1223	19650	1575	2332	2732	3052	3357	3649
1224							
1225	19700	1578	2335	2735	3055	3361	3653
1226							
1227	19750	1580	2338	2738	3059	3365	3658
1228							
1229	19800	1582	2341	2742	3062	3369	3662
1230							
1231	19850	1584	2344	2745	3066	3372	3666
1232							

1233	19900	1586	2347	2748	3069	3376	3670
1234							
1235	19950	1588	2350	2751	3073	3380	3674
1236							
1237	20000	1591	2353	2754	3076	3384	3678
1238							
1239	20050	1593	2355	2757	3080	3387	3682
1240							
1241	20100	1595	2358	2760	3083	3391	3686
1242							
1243	20150	1597	2361	2763	3086	3395	3690
1244							
1245	20200	1599	2364	2766	3090	3399	3695
1246							
1247	20250	1601	2367	2769	3093	3403	3699
1248							
1249	20300	1603	2370	2772	3097	3406	3703
1250							
1251	20350	1606	2373	2775	3100	3410	3707
1252							
1253	20400	1608	2376	2778	3104	3414	3711
1254							
1255	20450	1610	2379	2782	3107	3418	3715
1256							
1257	20500	1612	2382	2785	3110	3421	3719
1258							
1259	20550	1614	2385	2788	3114	3425	3723
1260							
1261	20600	1616	2388	2791	3117	3429	3727
1262							
1263	20650	1619	2390	2794	3121	3433	3731
1264							
1265	20700	1621	2393	2797	3124	3437	3736
1266							
1267	20750	1623	2396	2800	3128	3440	3740
1268							
1269	20800	1625	2399	2803	3131	3444	3744
1270							
1271	20850	1627	2402	2806	3135	3448	3748
1272							
1273	20900	1629	2405	2809	3138	3452	3752
1274							
1275	20950	1631	2408	2812	3141	3456	3756
1276							
1277	21000	1634	2411	2815	3145	3459	3760
1278							
1279	21050	1636	2414	2818	3148	3463	3764
1280							
1281	21100	1638	2417	2822	3152	3467	3768
1282							
1283	21150	1640	2420	2825	3155	3471	3773
1284							
1285	21200	1642	2423	2828	3159	3474	3777
1286							
1287	21250	1644	2425	2831	3162	3478	3781
1288							
1289	21300	1647	2428	2834	3165	3482	3785
1290							

1291	21350	1649	2431	2837	3169	3486	3789
1292							
1293	21400	1651	2434	2840	3172	3490	3793
1294							
1295	21450	1653	2437	2843	3176	3493	3797
1296							
1297	21500	1655	2440	2846	3179	3497	3801
1298							
1299	21550	1657	2443	2849	3183	3501	3805
1300							
1301	21600	1659	2446	2853	3187	3506	3811
1302							
1303	21650	1661	2449	2857	3191	3510	3816
1304							
1305	21700	1663	2452	2861	3195	3515	3821
1306							
1307	21750	1665	2455	2865	3200	3520	3826
1308							
1309	21800	1667	2458	2868	3204	3524	3831
1310							
1311	21850	1668	2461	2872	3208	3529	3836
1312							
1313	21900	1670	2464	2876	3213	3534	3841
1314							
1315	21950	1672	2467	2880	3217	3539	3846
1316							
1317	22000	1674	2470	2884	3221	3543	3852
1318							
1319	22050	1676	2473	2888	3225	3548	3857
1320							
1321	22100	1678	2476	2891	3230	3553	3862
1322							
1323	22150	1680	2479	2895	3234	3557	3867
1324							
1325	22200	1681	2482	2899	3238	3562	3872
1326							
1327	22250	1683	2485	2903	3243	3567	3877
1328							
1329	22300	1685	2488	2907	3247	3571	3882
1330							
1331	22350	1687	2491	2911	3251	3576	3887
1332							
1333	22400	1689	2494	2914	3255	3581	3892
1334							
1335	22450	1691	2497	2918	3260	3586	3898
1336							
1337	22500	1692	2500	2922	3264	3590	3903
1338							
1339	22550	1694	2503	2926	3268	3595	3908
1340							
1341	22600	1696	2506	2930	3272	3600	3913
1342							
1343	22650	1698	2509	2934	3277	3604	3918
1344							
1345	22700	1700	2512	2937	3281	3609	3923
1346							
1347	22750	1702	2515	2941	3285	3614	3928
1348							

1349	22800	1704	2518	2945	3290	3619	3933
1350							
1351	22850	1705	2521	2949	3294	3623	3938
1352							
1353	22900	1707	2524	2953	3298	3628	3944
1354							
1355	22950	1709	2527	2957	3302	3633	3949
1356							
1357	23000	1711	2530	2960	3307	3637	3954
1358							
1359	23050	1713	2533	2964	3311	3642	3959
1360							
1361	23100	1715	2536	2968	3315	3647	3964
1362							
1363	23150	1717	2539	2972	3320	3651	3969
1364							
1365	23200	1718	2542	2976	3324	3656	3974
1366							
1367	23250	1720	2545	2979	3328	3661	3979
1368							
1369	23300	1722	2548	2983	3332	3666	3984
1370							
1371	23350	1724	2551	2987	3337	3670	3990
1372							
1373	23400	1726	2554	2991	3341	3675	3995
1374							
1375	23450	1728	2557	2995	3345	3680	4000
1376							
1377	23500	1730	2560	2999	3349	3684	4005
1378							
1379	23550	1731	2563	3002	3354	3689	4010
1380							
1381	23600	1733	2566	3006	3358	3694	4015
1382							
1383	23650	1735	2569	3010	3362	3699	4020
1384							
1385	23700	1737	2572	3014	3367	3703	4025
1386							
1387	23750	1739	2575	3018	3371	3708	4031
1388							
1389	23800	1741	2578	3022	3375	3713	4036
1390							
1391	23850	1742	2581	3025	3379	3717	4041
1392							
1393	23900	1744	2584	3029	3384	3722	4046
1394							
1395	23950	1746	2587	3033	3388	3727	4051
1396							
1397	24000	1748	2590	3037	3392	3731	4056
1398							
1399	24050	1750	2593	3041	3397	3736	4061
1400							
1401	24100	1752	2596	3045	3401	3741	4066
1402							
1403	24150	1754	2599	3048	3405	3746	4071
1404							
1405	24200	1755	2602	3052	3409	3750	4077
1406							

1407	24250	1757	2605	3056	3414	3755	4082
1408							
1409	24300	1759	2608	3060	3418	3760	4087
1410							
1411	24350	1761	2611	3064	3422	3764	4092
1412							
1413	24400	1763	2614	3068	3426	3769	4097
1414							
1415	24450	1765	2617	3071	3431	3774	4102
1416							
1417	24500	1767	2620	3075	3435	3779	4107
1418							
1419	24550	1768	2623	3079	3439	3783	4112
1420							
1421	24600	1770	2626	3083	3444	3788	4117
1422							
1423	24650	1772	2629	3087	3448	3793	4123
1424							
1425	24700	1774	2632	3091	3452	3797	4128
1426							
1427	24750	1776	2635	3094	3456	3802	4133
1428							
1429	24800	1778	2638	3098	3461	3807	4138
1430							
1431	24850	1780	2641	3102	3465	3811	4143
1432							
1433	24900	1781	2644	3106	3469	3816	4148
1434							
1435	24950	1783	2647	3110	3474	3821	4153
1436							
1437	25000	1785	2650	3114	3478	3826	4158
1438							
1439	25050	1787	2653	3117	3482	3830	4163
1440							
1441	25100	1789	2656	3121	3486	3835	4169
1442							
1443	25150	1791	2659	3125	3491	3840	4174
1444							
1445	25200	1792	2662	3129	3495	3844	4179
1446							
1447	25250	1794	2665	3133	3499	3849	4184
1448							
1449	25300	1796	2668	3136	3503	3854	4189
1450							
1451	25350	1798	2671	3140	3508	3858	4194
1452							
1453	25400	1800	2674	3144	3512	3863	4199
1454							
1455	25450	1802	2677	3148	3516	3868	4204
1456							
1457	25500	1804	2680	3152	3521	3873	4210
1458							
1459	25550	1805	2682	3156	3525	3877	4215
1460							
1461	25600	1807	2685	3159	3529	3882	4220
1462							
1463	25650	1809	2688	3163	3533	3887	4225
1464							

1465	25700	1811	2691	3167	3538	3891	4230
1466							
1467	25750	1813	2694	3171	3542	3896	4235
1468							
1469	25800	1815	2697	3175	3546	3901	4240
1470							
1471	25850	1817	2700	3179	3550	3906	4245
1472							
1473	25900	1818	2703	3182	3555	3910	4250
1474							
1475	25950	1820	2706	3186	3559	3915	4256
1476							
1477	26000	1822	2709	3190	3563	3920	4261
1478							
1479	26050	1824	2712	3194	3568	3924	4266
1480							
1481	26100	1826	2715	3198	3572	3929	4271
1482							
1483	26150	1828	2718	3202	3576	3934	4276
1484							
1485	26200	1830	2721	3205	3580	3938	4281
1486							
1487	26250	1831	2724	3209	3585	3943	4286
1488							
1489	26300	1833	2727	3213	3589	3948	4291
1490							
1491	26350	1835	2730	3217	3593	3953	4296
1492							
1493	26400	1837	2733	3221	3598	3957	4302
1494							
1495	26450	1839	2736	3225	3602	3962	4307
1496							
1497	26500	1841	2739	3228	3606	3967	4312
1498							
1499	26550	1842	2742	3232	3610	3971	4317
1500							
1501	26600	1844	2745	3236	3615	3976	4322
1502							
1503	26650	1846	2748	3240	3619	3981	4327
1504							
1505	26700	1848	2751	3244	3623	3986	4332
1506							
1507	26750	1850	2754	3248	3627	3990	4337
1508							
1509	26800	1852	2757	3251	3632	3995	4342
1510							
1511	26850	1854	2760	3255	3636	4000	4348
1512							
1513	26900	1855	2763	3259	3640	4004	4353
1514							
1515	26950	1857	2766	3263	3645	4009	4358
1516							
1517	27000	1859	2769	3267	3649	4014	4363
1518							
1519	27050	1861	2772	3270	3653	4018	4368
1520							
1521	27100	1863	2775	3274	3657	4023	4373
1522							

1523	27150	1865	2778	3278	3662	4028	4378
1524							
1525	27200	1867	2781	3282	3666	4033	4383
1526							
1527	27250	1868	2784	3286	3670	4037	4389
1528							
1529	27300	1870	2787	3290	3675	4042	4394
1530							
1531	27350	1872	2790	3293	3679	4047	4399
1532							
1533	27400	1874	2793	3297	3683	4051	4404
1534							
1535	27450	1876	2796	3301	3687	4056	4409
1536							
1537	27500	1878	2799	3305	3692	4061	4414
1538							
1539	27550	1880	2802	3309	3696	4066	4419
1540							
1541	27600	1881	2805	3313	3700	4070	4424
1542							
1543	27650	1883	2808	3316	3704	4075	4429
1544							
1545	27700	1885	2811	3320	3709	4080	4435
1546							
1547	27750	1887	2814	3324	3713	4084	4440
1548							
1549	27800	1889	2817	3328	3717	4089	4445
1550							
1551	27850	1891	2820	3332	3722	4094	4450
1552							
1553	27900	1892	2823	3336	3726	4098	4455
1554							
1555	27950	1894	2826	3339	3730	4103	4460
1556							
1557	28000	1896	2829	3343	3734	4108	4465
1558							
1559	28050	1898	2832	3347	3739	4113	4470
1560							
1561	28100	1899	2833	3348	3740	4114	4472
1562							
1563	28150	1900	2834	3349	3741	4115	4473
1564							
1565	28200	1900	2835	3349	3741	4115	4473
1566							
1567	28250	1901	2836	3350	3742	4116	4474
1568							
1569	28300	1902	2836	3350	3742	4116	4474
1570							
1571	28350	1902	2837	3351	3743	4117	4475
1572							
1573	28400	1903	2838	3351	3743	4117	4476
1574							
1575	28450	1904	2838	3351	3744	4118	4476
1576							
1577	28500	1904	2839	3352	3744	4118	4477
1578							
1579	28550	1905	2840	3352	3745	4119	4477
1580							

1581	28600	1906	2840	3353	3745	4120	4478
1582							
1583	28650	1906	2841	3353	3745	4120	4478
1584							
1585	28700	1907	2842	3354	3746	4121	4479
1586							
1587	28750	1908	2842	3354	3746	4121	4480
1588							
1589	28800	1908	2843	3354	3747	4122	4480
1590							
1591	28850	1909	2844	3355	3747	4122	4481
1592							
1593	28900	1909	2844	3355	3748	4123	4481
1594							
1595	28950	1910	2845	3356	3748	4123	4482
1596							
1597	29000	1911	2846	3356	3749	4124	4483
1598							
1599	29050	1911	2846	3357	3749	4124	4483
1600							
1601	29100	1912	2847	3357	3750	4125	4484
1602							
1603	29150	1913	2848	3358	3750	4125	4484
1604							
1605	29200	1913	2848	3358	3751	4126	4485
1606							
1607	29250	1914	2849	3358	3751	4126	4485
1608							
1609	29300	1915	2850	3359	3752	4127	4486
1610							
1611	29350	1915	2850	3359	3752	4128	4487
1612							
1613	29400	1916	2851	3360	3753	4128	4487
1614							
1615	29450	1917	2852	3360	3753	4129	4488
1616							
1617	29500	1917	2852	3361	3754	4129	4488
1618							
1619	29550	1918	2853	3361	3754	4130	4489
1620							
1621	29600	1919	2854	3361	3755	4130	4490
1622							
1623	29650	1919	2855	3362	3755	4131	4490
1624							
1625	29700	1920	2855	3362	3756	4131	4491
1626							
1627	29750	1921	2856	3363	3756	4132	4491
1628							
1629	29800	1921	2857	3363	3757	4132	4492
1630							
1631	29850	1922	2857	3364	3757	4133	4492
1632							
1633	29900	1923	2858	3364	3758	4133	4493
1634							
1635	29950	1923	2859	3365	3758	4134	4494
1636							
1637	30000	1924	2859	3365	3759	4135	4494
1638							

1639	30050	1925	2860	3365	3759	4135	4495
1640							
1641	30100	1925	2861	3366	3760	4136	4495
1642							
1643	30150	1926	2861	3366	3760	4136	4496
1644							
1645	30200	1926	2862	3367	3761	4137	4497
1646							
1647	30250	1927	2863	3367	3761	4137	4497
1648							
1649	30300	1928	2863	3368	3762	4138	4498
1650							
1651	30350	1928	2864	3368	3762	4138	4498
1652							
1653	30400	1929	2865	3368	3763	4139	4499
1654							
1655	30450	1930	2865	3369	3763	4139	4499
1656							
1657	30500	1930	2866	3369	3764	4140	4500
1658							
1659	30550	1931	2867	3370	3764	4140	4501
1660							
1661	30600	1932	2867	3370	3765	4141	4501
1662							
1663	30650	1932	2868	3371	3765	4141	4502
1664							
1665	30700	1933	2869	3371	3765	4142	4502
1666							
1667	30750	1934	2869	3371	3766	4143	4503
1668							
1669	30800	1934	2870	3372	3766	4143	4504
1670							
1671	30850	1935	2871	3372	3767	4144	4504
1672							
1673	30900	1936	2871	3373	3767	4144	4505
1674							
1675	30950	1936	2872	3373	3768	4145	4505
1676							
1677	31000	1937	2873	3374	3768	4145	4506
1678							
1679	31050	1938	2874	3374	3769	4146	4506
1680							
1681	31100	1938	2874	3375	3769	4146	4507
1682							
1683	31150	1939	2875	3375	3770	4147	4508
1684							
1685	31200	1940	2876	3375	3770	4147	4508
1686							
1687	31250	1940	2876	3376	3771	4148	4509
1688							
1689	31300	1941	2877	3376	3771	4148	4509
1690							
1691	31350	1942	2878	3377	3772	4149	4510
1692							
1693	31400	1942	2878	3377	3772	4150	4511
1694							
1695	31450	1943	2879	3378	3773	4150	4511
1696							

1697	31500	1943	2880	3378	3773	4151	4512
1698							
1699	31550	1944	2880	3378	3774	4151	4512
1700							
1701	31600	1945	2881	3379	3774	4152	4513
1702							
1703	31650	1945	2882	3379	3775	4152	4513
1704							
1705	31700	1946	2882	3380	3775	4153	4514
1706							
1707	31750	1947	2883	3380	3776	4153	4515
1708							
1709	31800	1947	2884	3381	3776	4154	4515
1710							
1711	31850	1948	2884	3381	3777	4154	4516
1712							
1713	31900	1949	2885	3382	3777	4155	4516
1714							
1715	31950	1949	2886	3382	3778	4155	4517
1716							
1717	32000	1950	2886	3382	3778	4156	4518
1718							
1719	32050	1951	2887	3383	3779	4156	4518
1720							
1721	32100	1951	2888	3383	3779	4157	4519
1722							
1723	32150	1952	2888	3384	3780	4158	4519
1724							
1725	32200	1953	2889	3384	3780	4158	4520
1726							
1727	32250	1953	2890	3385	3781	4159	4520
1728							
1729	32300	1954	2890	3385	3781	4159	4521
1730							
1731	32350	1955	2891	3385	3782	4160	4522
1732							
1733	32400	1955	2892	3386	3782	4160	4522
1734							
1735	32450	1956	2893	3386	3783	4161	4523
1736							
1737	32500	1957	2893	3387	3783	4161	4523
1738							
1739	32550	1957	2894	3387	3784	4162	4524
1740							
1741	32600	1958	2895	3388	3784	4162	4525
1742							
1743	32650	1959	2895	3388	3784	4163	4525
1744							
1745	32700	1959	2896	3389	3785	4163	4526
1746							
1747	32750	1960	2897	3389	3785	4164	4526
1748							
1749	32800	1960	2897	3389	3786	4165	4527
1750							
1751	32850	1961	2898	3390	3786	4165	4527
1752							
1753	32900	1962	2899	3390	3787	4166	4528
1754							

1755	32950	1962	2899	3391	3787	4166	4529
1756							
1757	33000	1963	2900	3391	3788	4167	4529
1758							
1759	33050	1964	2901	3392	3788	4167	4530
1760							
1761	33100	1964	2901	3392	3789	4168	4530
1762							
1763	33150	1965	2902	3392	3789	4168	4531
1764							
1765	33200	1966	2903	3393	3790	4169	4532
1766							
1767	33250	1966	2903	3393	3790	4169	4532
1768							
1769	33300	1967	2904	3394	3791	4170	4533
1770							
1771	33350	1968	2905	3394	3791	4170	4533
1772							
1773	33400	1968	2905	3395	3792	4171	4534
1774							
1775	33450	1969	2906	3395	3792	4172	4534
1776							
1777	33500	1970	2907	3395	3793	4172	4535
1778							
1779	33550	1970	2907	3396	3793	4173	4536
1780							
1781	33600	1971	2908	3396	3794	4173	4536
1782							
1783	33650	1972	2909	3397	3794	4174	4537
1784							
1785	33700	1972	2909	3397	3795	4174	4537
1786							
1787	33750	1973	2910	3398	3795	4175	4538
1788							
1789	33800	1974	2911	3398	3796	4175	4539
1790							
1791	33850	1974	2912	3399	3796	4176	4539
1792							
1793	33900	1975	2912	3399	3797	4176	4540
1794							
1795	33950	1976	2913	3399	3797	4177	4540
1796							
1797	34000	1976	2914	3400	3798	4177	4541
1798							
1799	34050	1977	2914	3400	3798	4178	4541
1800							
1801	34100	1977	2915	3401	3799	4178	4542
1802							
1803	34150	1978	2916	3401	3799	4179	4543
1804							
1805	34200	1979	2916	3402	3800	4179	4543
1806							
1807	34250	1979	2917	3402	3800	4180	4544
1808							
1809	34300	1980	2917	3402	3800	4181	4544
1810							
1811	34350	1981	2918	3403	3801	4181	4545
1812							

1813	34400	1981	2919	3403	3801	4182	4545
1814							
1815	34450	1982	2919	3404	3802	4182	4546
1816							
1817	34500	1983	2920	3404	3802	4183	4546
1818							
1819	34550	1983	2921	3405	3803	4183	4547
1820							
1821	34600	1984	2921	3405	3803	4184	4548
1822							
1823	34650	1984	2922	3405	3804	4184	4548
1824							
1825	34700	1985	2923	3406	3804	4185	4549
1826							
1827	34750	1986	2923	3406	3805	4185	4549
1828							
1829	34800	1986	2924	3407	3805	4186	4550
1830							
1831	34850	1987	2925	3407	3806	4186	4550
1832							
1833	34900	1988	2925	3407	3806	4187	4551
1834							
1835	34950	1988	2926	3408	3807	4187	4552
1836							
1837	35000	1989	2927	3408	3807	4188	4552
1838							

1839 For Gross monthly incomes above \$35,000, add the amount of child support for
1840 \$35,000 to the following percentages of gross income above \$35,000.

1841	2.6%	3.4%	3.8%	4.2%	4.6%	5.0%
------	------	------	------	------	------	------

1842 C. For purposes of this section, "gross income" means all income from all sources, and shall
1843 include, but not be limited to, income from salaries, wages, commissions, royalties, bonuses,
1844 dividends, severance pay, pensions, interest, trust income, annuities, capital gains, social security
1845 benefits except as listed below, workers' compensation benefits, unemployment insurance
1846 benefits, disability insurance benefits, veterans' benefits, spousal support, rental income, gifts,
1847 prizes or awards.

1848 If a parent's gross income includes disability insurance benefits, it shall also include any amounts
1849 paid to or for the child who is the subject of the order and derived by the child from the parent's
1850 entitlement to disability insurance benefits. To the extent that such derivative benefits are
1851 included in a parent's gross income, that parent shall be entitled to a credit against his or her
1852 ongoing basic child support obligation for any such amounts, and, if the amount of the credit
1853 exceeds the parent's basic child support obligations, the credit may be used to reduce arrearages.

1854 Gross income shall be subject to deduction of reasonable business expenses for persons with
1855 income from self-employment, a partnership, or a closely held business. "Gross income" shall
1856 not include:

1857 1. Benefits from public assistance and social services programs as defined in § [63.2-100](#);

1858 2. Federal supplemental security income benefits;

1859 3. Child support received; or

1860 4. Income received by the payor from secondary employment income not previously included in
1861 "gross income," where the payor obtained the income to discharge a child support arrearage
1862 established by a court or administrative order and the payor is paying the arrearage pursuant to
1863 the order. "Secondary employment income" includes but is not limited to income from an
1864 additional job, from self-employment, or from overtime employment. The cessation of such
1865 secondary income upon the payment of the arrearage shall not be the basis for a material change
1866 in circumstances upon which a modification of child support may be based.

1867 For purposes of this subsection: (i) spousal support received shall be included in gross income
1868 and spousal support paid shall be deducted from gross income when paid pursuant to an order or
1869 written agreement and (ii) one-half of any self-employment tax paid shall be deducted from gross
1870 income.

1871 Where there is an existing court or administrative order or written agreement relating to the child
1872 or children of a party to the proceeding, who are not the child or children who are the subject of
1873 the present proceeding, then there is a presumption that there shall be deducted from the gross
1874 income of the party subject to such order or written agreement, the amount that the party is
1875 actually paying for the support of a child or children pursuant to such order or agreement.

1876 Where a party to the proceeding has a natural or adopted child or children in the party's
1877 household or primary physical custody, and the child or children are not the subject of the
1878 present proceeding, there is a presumption that there shall be deducted from the gross income of
1879 that party the amount as shown on the Schedule of Monthly Basic Child Support Obligations
1880 contained in subsection B that represents that party's support obligation based solely on that
1881 party's income as being the total income available for the natural or adopted child or children in
1882 the party's household or primary physical custody, who are not the subject of the present
1883 proceeding. Provided, however, that the existence of a party's financial responsibility for such a
1884 child or children shall not of itself constitute a material change in circumstances for modifying a
1885 previous order of child support in any modification proceeding. Any adjustment to gross income
1886 under this subsection shall not create or reduce a support obligation to an amount which
1887 seriously impairs the custodial parent's ability to maintain minimal adequate housing and provide
1888 other basic necessities for the child, as determined by the court.

1889 In cases in which retroactive liability for support is being determined, the court or administrative
1890 agency may use the gross monthly income of the parties averaged over the period of
1891 retroactivity.

1892 D. Except for good cause shown or the agreement of the parties, in addition to any other child
1893 support obligations established pursuant to this section, any child support order shall provide that
1894 the parents pay in proportion to their gross incomes, as used for calculating the monthly support
1895 obligation, any reasonable and necessary unreimbursed medical or dental expenses ~~that are in~~
1896 ~~excess of \$250 for any calendar year for each child who is the subject of the obligation.~~ The
1897 method of payment of those expenses shall be contained in the support order. Each parent shall

1898 pay his respective share of expenses as those expenses are incurred. Any amount paid under this
1899 subsection shall not be adjusted by, nor added to, the child support calculated in accordance with
1900 subsection G. For the purposes of this section, medical or dental expenses shall include but not
1901 be limited to eyeglasses, prescription medication, prosthetics, orthodontics, and mental health or
1902 developmental disabilities services, including but not limited to services provided by a social
1903 worker, psychologist, psychiatrist, counselor, or therapist.

1904 E. Any costs for health care coverage as defined in § [63.2-1900](#) and dental care coverage, when
1905 actually being paid by a parent or that parent's spouse, to the extent such costs are directly
1906 allocable to the child or children, and which are the extra costs of covering the child or children
1907 beyond whatever coverage the parent or that parent's spouse providing the coverage would
1908 otherwise have, shall be added to the basic child support obligation.

1909 F. Any child-care costs incurred on behalf of the child or children due to employment of the
1910 custodial parent shall be added to the basic child support obligation. Child-care costs shall not
1911 exceed the amount required to provide quality care from a licensed source. When requested by
1912 the noncustodial parent, the court may require the custodial parent to present documentation to
1913 verify the costs incurred for child care under this subsection. Where appropriate, the court shall
1914 consider the willingness and availability of the noncustodial parent to provide child care
1915 personally in determining whether child-care costs are necessary or excessive. Upon the request
1916 of either party, and upon a showing of the tax savings a party derives from child-care cost
1917 deductions or credits, the court shall factor actual tax consequences into its calculation of the
1918 child-care costs to be added to the basic child support obligation.

1919 G. 1. Sole custody support. The sole custody total monthly child support obligation shall be
1920 established by adding (i) the monthly basic child support obligation, as determined from the
1921 schedule contained in subsection B, (ii) costs for health care coverage to the extent allowable by
1922 subsection E, and (iii) work-related child-care costs and taking into consideration all the factors
1923 set forth in subsection B of § [20-108.1](#). The total monthly child support obligation shall be
1924 divided between the parents in the same proportion as their monthly gross incomes bear to their
1925 monthly combined gross income. The monthly obligation of each parent shall be computed by
1926 multiplying each parent's percentage of the parents' monthly combined gross income by the total
1927 monthly child support obligation.

1928 However, the monthly obligation of the noncustodial parent shall be reduced by the cost for
1929 health care coverage to the extent allowable by subsection E when paid directly by the
1930 noncustodial parent or that parent's spouse. Unreimbursed medical and dental expenses shall be
1931 calculated and allocated in accordance with subsection D.

1932 2. Split custody support. In cases involving split custody, the amount of child support to be paid
1933 shall be the difference between the amounts owed by each parent as a noncustodial parent,
1934 computed in accordance with subdivision 1, with the noncustodial parent owing the larger
1935 amount paying the difference to the other parent. Unreimbursed medical and dental expenses
1936 shall be calculated and allocated in accordance with subsection D.

1937 For the purpose of this section and § [20-108.1](#), split custody shall be limited to those situations
1938 where each parent has physical custody of a child or children born of the parents, born of either

1939 parent and adopted by the other parent or adopted by both parents. For the purposes of
1940 calculating a child support obligation where split custody exists, a separate family unit exists for
1941 each parent, and child support for that family unit shall be calculated upon the number of
1942 children in that family unit who are born of the parents, born of either parent and adopted by the
1943 other parent or adopted by both parents. Where split custody exists, a parent is a custodial parent
1944 to the children in that parent's family unit and is a noncustodial parent to the children in the other
1945 parent's family unit.

1946 3. Shared custody support.

1947 (a) Where a party has custody or visitation of a child or children for more than 90 days of the
1948 year, as such days are defined in subdivision G 3 (c), a shared custody child support amount
1949 based on the ratio in which the parents share the custody and visitation of any child or children
1950 shall be calculated in accordance with this subdivision. The presumptive support to be paid shall
1951 be the shared custody support amount, unless a party affirmatively shows that the sole custody
1952 support amount calculated as provided in subdivision G 1 is less than the shared custody support
1953 amount. If so, the lesser amount shall be the support to be paid. For the purposes of this
1954 subsection, the following shall apply:

1955 (i) Income share. "Income share" means a parent's percentage of the combined monthly gross
1956 income of both parents. The income share of a parent is that parent's gross income divided by the
1957 combined gross incomes of the parties.

1958 (ii) Custody share. "Custody share" means the number of days that a parent has physical custody,
1959 whether by sole custody, joint legal or joint residential custody, or visitation, of a shared child
1960 per year divided by the number of days in the year. The actual or anticipated "custody share" of
1961 the parent who has or will have fewer days of physical custody shall be calculated for a one-year
1962 period. The "custody share" of the other parent shall be presumed to be the number of days in the
1963 year less the number of days calculated as the first parent's "custody share." For purposes of this
1964 calculation, the year may begin on such date as is determined in the discretion of the court, and
1965 the day may begin at such time as is determined in the discretion of the court. For purposes of
1966 this calculation, a day shall be as defined in subdivision G 3 (c).

1967 (iii) Shared support need. "Shared support need" means the presumptive guideline amount of
1968 needed support for the shared child or children calculated pursuant to subsection B of this
1969 section, for the combined gross income of the parties and the number of shared children,
1970 multiplied by 1.4.

1971 (iv) Sole custody support. "Sole custody support" means the support amount determined in
1972 accordance with subdivision G 1.

1973 (b) Support to be paid. The shared support need of the shared child or children shall be calculated
1974 pursuant to subdivision G 3 (a) (iii). This amount shall then be multiplied by the other parent's
1975 custody share. To that sum for each parent shall be added the other parent's or that parent's
1976 spouse's cost of health care coverage to the extent allowable by subsection E, plus the other
1977 parent's work-related child-care costs to the extent allowable by subsection F. This total for each
1978 parent shall be multiplied by that parent's income share. The support amounts thereby calculated

1979 that each parent owes the other shall be subtracted one from the other and the difference shall be
1980 the shared custody support one parent owes to the other, with the payor parent being the one
1981 whose shared support is the larger. Unreimbursed medical and dental expenses shall be
1982 calculated and allocated in accordance with subsection D.

1983 (c) Definition of a day. For the purposes of this section, "day" means a period of 24 hours;
1984 however, where the parent who has the fewer number of overnight periods during the year has an
1985 overnight period with a child, but has physical custody of the shared child for less than 24 hours
1986 during such overnight period, there is a presumption that each parent shall be allocated one-half
1987 of a day of custody for that period.

1988 (d) Minimum standards. Any calculation under this subdivision shall not create or reduce a
1989 support obligation to an amount which seriously impairs the custodial parent's ability to maintain
1990 minimal adequate housing and provide other basic necessities for the child. If the gross income
1991 of either party is equal to or less than 150 percent of the federal poverty level promulgated by the
1992 U.S. Department of Health and Human Services from time to time, then the shared custody
1993 support calculated pursuant to this subsection shall not be the presumptively correct support and
1994 the court may consider whether the sole custody support or the shared custody support is more
1995 just and appropriate.

1996 (e) Support modification. When there has been an award of child support based on the shared
1997 custody formula and one parent consistently fails to exercise custody or visitation in accordance
1998 with the parent's custody share upon which the award was based, there shall be a rebuttable
1999 presumption that the support award should be modified.

2000 (f) In the event that the shared custody support calculation indicates that the net support is to be
2001 paid to the parent who would not be the parent receiving support pursuant to the sole custody
2002 calculation, then the shared support shall be deemed to be the lesser support.

2003 H. The Secretary of Health and Human Resources shall ensure that the guideline set out in this
2004 section is reviewed by October 31, 2001, and every four years thereafter, by the Child Support
2005 Guidelines Review Panel, consisting of 15 members comprised of four legislative members and
2006 11 nonlegislative citizen members. Members shall be appointed as follows: three members of the
2007 House Committee for Courts of Justice, upon the recommendation of the chairman of such
2008 committee, to be appointed by the Speaker of the House of Delegates in accordance with the
2009 principles of proportional representation contained in the Rules of the House of Delegates; one
2010 member of the Senate Committee for Courts of Justice, upon the recommendation of the
2011 chairman of such committee, to be appointed by the Senate Committee on Rules; and one
2012 representative of a juvenile and domestic relations district court, one representative of a circuit
2013 court, one representative of the Department of Social Services' Division of Child Support
2014 Enforcement, three members of the Virginia State Bar, two custodial parents, two noncustodial
2015 parents, and one child advocate, upon the recommendation of the Secretary of Health and Human
2016 Resources, to be appointed by the Governor. The Panel shall determine the adequacy of the
2017 guideline for the determination of appropriate awards for the support of children by considering
2018 current research and data on the cost of and expenditures necessary for rearing children, and any
2019 other resources it deems relevant to such review. The Panel shall report its findings to the
2020 General Assembly as provided in the procedures of the Division of Legislative Automated

2021 Systems for the processing of legislative documents and reports before the General Assembly
2022 next convenes following such review.

2023 Legislative members shall serve terms coincident with their terms of office. Nonlegislative
2024 citizen members shall serve at the pleasure of the Governor. All members may be reappointed.
2025 Appointments to fill vacancies, other than by expiration of a term, shall be made for the
2026 unexpired terms. Vacancies shall be filled in the same manner as the original appointments.

2027 Legislative members shall receive such compensation as provided in § [30-19.12](#), and
2028 nonlegislative citizen members shall receive such compensation for the performance of their
2029 duties as provided in § [2.2-2813](#). All members shall be reimbursed for all reasonable and
2030 necessary expenses incurred in the performance of their duties as provided in §§ [2.2-2813](#) and
2031 [2.2-2825](#). Funding for the costs of compensation and expenses of the members shall be provided
2032 by the Department of Social Services.

2033 The Department of Social Services shall provide staff support to the Panel. All agencies of the
2034 Commonwealth shall provide assistance to the Panel, upon request.

2035 The chairman of the Panel shall submit to the Governor and the General Assembly a quadrennial
2036 executive summary of the interim activity and work of the Panel no later than the first day of
2037 2006 regular session of the General Assembly and every four years thereafter. The executive
2038 summary shall be submitted as provided in the procedures of the Division of Legislative
2039 Automated Systems for the processing of legislative documents and reports and shall be posted
2040 on the General Assembly's website.