

DEPT. OF SOCIAL SERVICES-PAYMENTS AND AVERAGE GRANTS FOR WELFARE PROGRAMS

	JUNE '12	MAY '12	INC./DEC. PRI MON	% DIFF PRI MON	**YTD TOTAL	JUNE '11	INC/DEC PRIOR YR.	% INC/DEC PRIOR YR.
AUXILIARY GRANTS PROGRAMS								
RECIPIENTS	4,520	4,798	(276)	-6%	57,054	4,848	(328)	-7%
PAYMENTS	\$1,663,803	\$1,789,133	(\$125,330)	-7%	\$22,172,555	\$1,877,802	(\$213,999)	-11%
AVERAGE GRANT	\$368	\$373	(\$5)	-1%	\$389	\$387	(\$19)	-5%
ADULT FAMILY CARE								
RECIPIENTS	36	37	(1)	-3%	474	38	(2)	-5%
PAYMENTS	\$13,986	\$15,588	(\$1,602)	-10%	\$202,259	\$14,906	(\$920)	-6%
AVERAGE GRANT	\$388	\$421	(\$33)	-8%	\$427	\$392	(\$4)	-1%
TEMPORARY ASSISTANCE FOR NEEDY FAMILIES								
RECIPIENTS-TOTAL	73,620	74,006	(386)	-1%	933,840	80,683	(6,676)	-8%
TANF	66,915	67,054	(139)	0%	845,883	72,731	(5,818)	-8%
TANF-UNEMPLOYED PARENTS	6,705	6,952	(247)	-4%	87,957	7,952	(1,247)	-16%
1/EMERGENCY ASSISTANCE	3	1	2	200%	49	0	3	0%
PAYMENTS-TOTAL	\$8,958,427	\$8,975,749	(\$17,322)	0%	\$113,390,070	\$10,271,796	(\$1,313,369)	-13%
TANF	\$8,274,158	\$8,253,483	\$20,675	0%	\$104,232,259	\$9,411,504	(\$1,137,345)	-12%
TANF-UNEMPLOYED PARENTS	\$683,302	\$721,573	(\$38,272)	-5%	\$9,142,736	\$860,293	(\$176,991)	-21%
EMERGENCY ASSISTANCE	\$967	\$693	\$274	40%	\$15,075	\$0	\$967	0%
AVERAGE GRANT-TOTAL	\$122	\$121	\$0	0%	\$121	\$127	(\$6)	-4%
AVERAGE MONEY PAYMENTS	\$124	\$123	\$1	0%	\$123	\$129	(\$6)	-4%
AVERAGE TANF-UNEMPLOYED PARENTS	\$102	\$104	(\$2)	-2%	\$104	\$108	(\$6)	-6%
AVERAGE EMERGENCY ASSISTANCE	\$322	\$693	(\$370)	-53%	\$308	\$0	\$322	0%
TITLE IV-E								
ADOPTION SUBSIDY- RECIPIENTS	6,595	7,018	(423)	-6%	77,933	5,424	1,171	22%
ADOPTION SUBSIDY - PAYMENTS	\$5,093,042	\$6,065,055	(\$972,013)	-16%	\$59,220,690	\$3,471,963	\$1,621,079	47%
AVERAGE ADOPTION SUBSIDY	\$772	\$864	(\$92)	-11%	\$760	\$640	\$132	21%
SPECIAL NEEDS ADOPTION								
SPECIAL NEEDS ADOPTION - RECIPIENTS	4,252	4,539	(287)	-6%	58,341	5,299	(1,047)	-20%
SPECIAL NEEDS ADOPTION - PAYMENTS	\$3,338,385	\$2,912,728	\$425,657	15%	\$40,909,924	\$4,228,655	(\$890,271)	-21%
AVERAGE SPECIAL NEEDS ADOPTION	\$785	\$642	\$143	22%	\$701	\$798	(\$13)	-2%
GENERAL RELIEF								
PAYMENTS-TOTAL	\$272,572	\$277,351	(\$4,778)	-2%	\$3,094,112	\$271,964	\$608	0%

1/ INCLUDES 3 RECIPIENTS IN JUNE AND 1 IN MAY WHO ALSO REC'D MONEY PAYMENTS

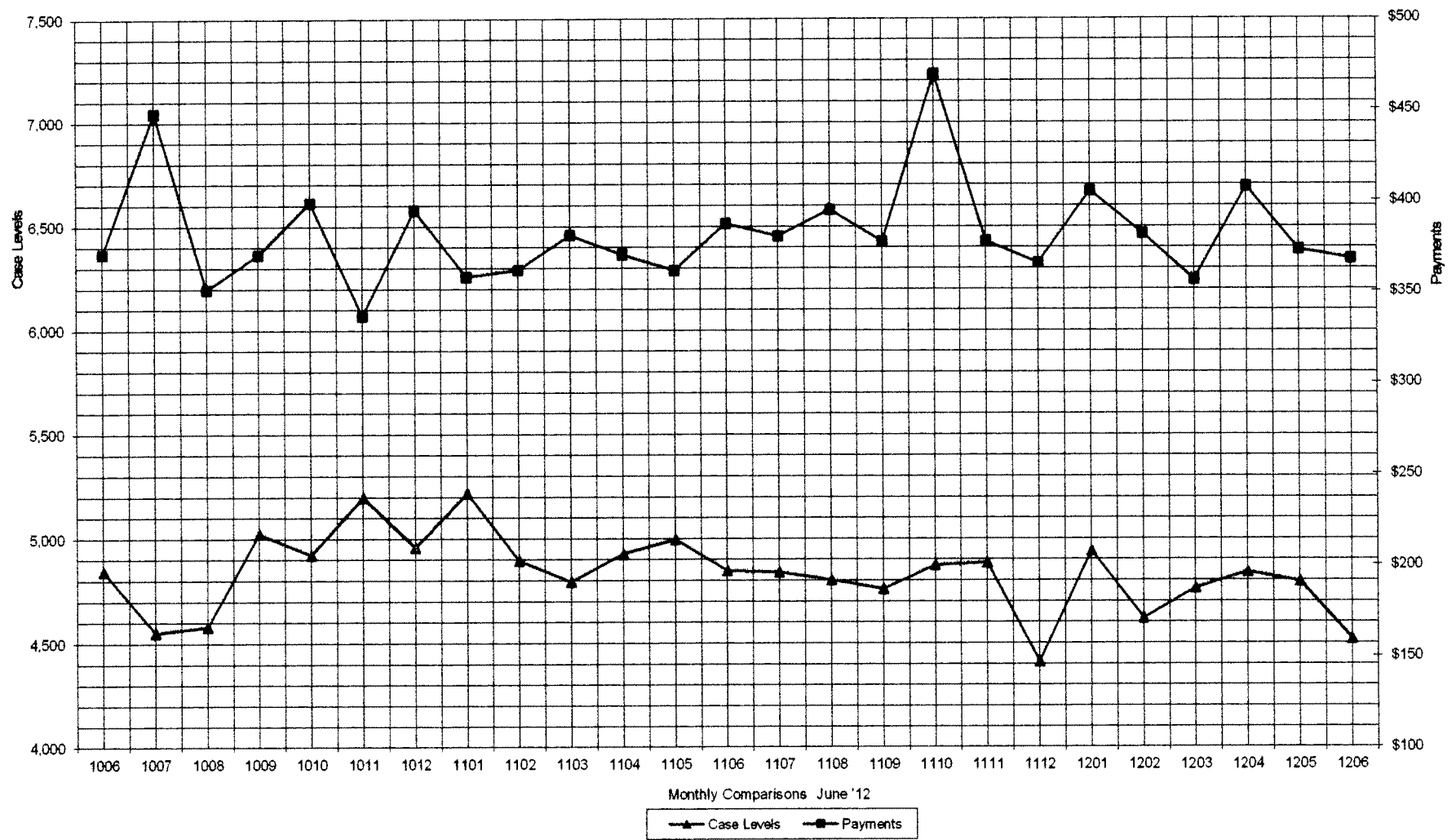
** YEAR TO DATE TOTAL: THE RECIPIENT FIGURES DO NOT REPRESENT TRUE COUNTS AS THE RECIPIENTS ARE GENERALLY THE SAME EVERY MONTH. THE YEAR TO DATE DOLLAR FIGURES ARE ACCURATE.

ARRA amounts are included in the payment amounts

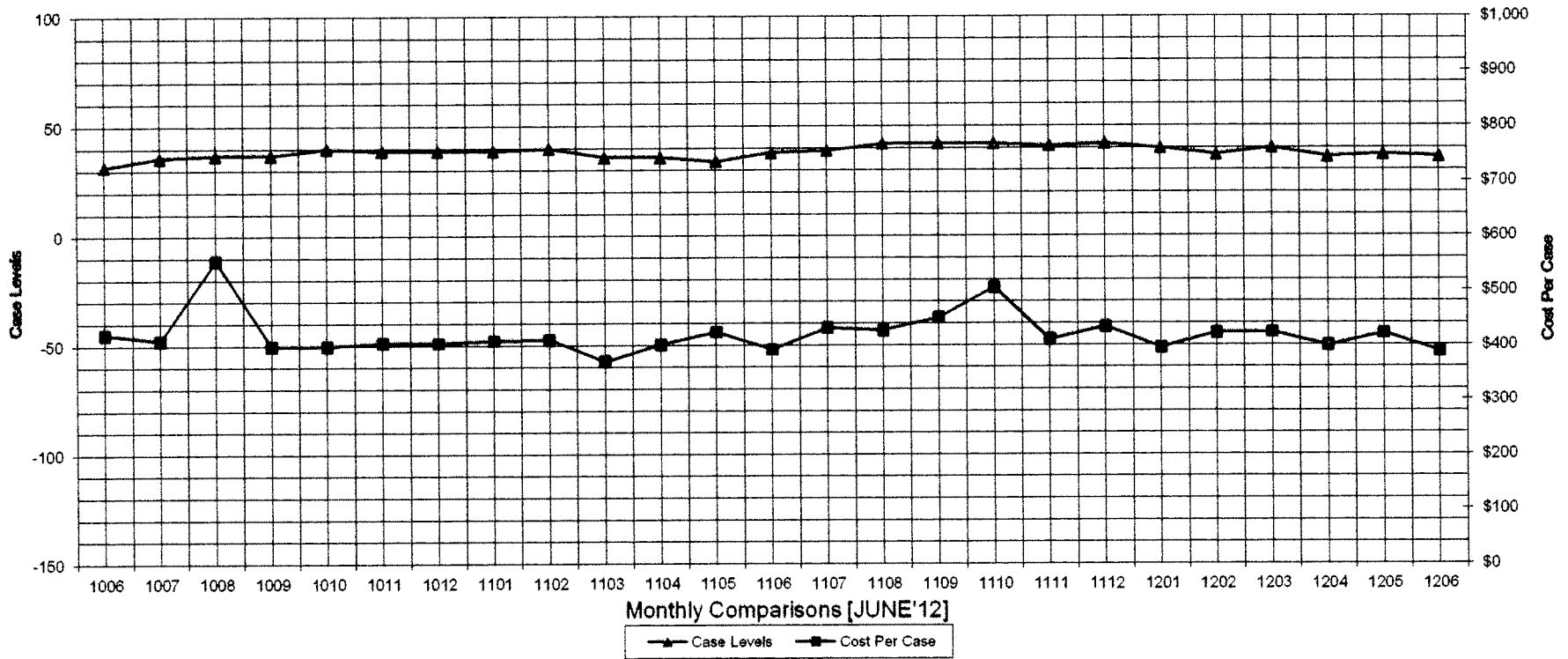
General Disclaimer: Unless specifically stated otherwise, case count numbers indicated in this report(s) stem from amounts entered by local personnel into applicable ADAPT and LASER systems; therefore, all reviewers/users of this report understand that the accuracy of such case count numbers is contingent on the respective numbers entered by local personnel. Any subsequent liabilities associated with incorrect amounts being entered into the noted systems rests solely with each locality.

Effective March 2008 a difference method of calculating TANF & TANF-UP information was established.

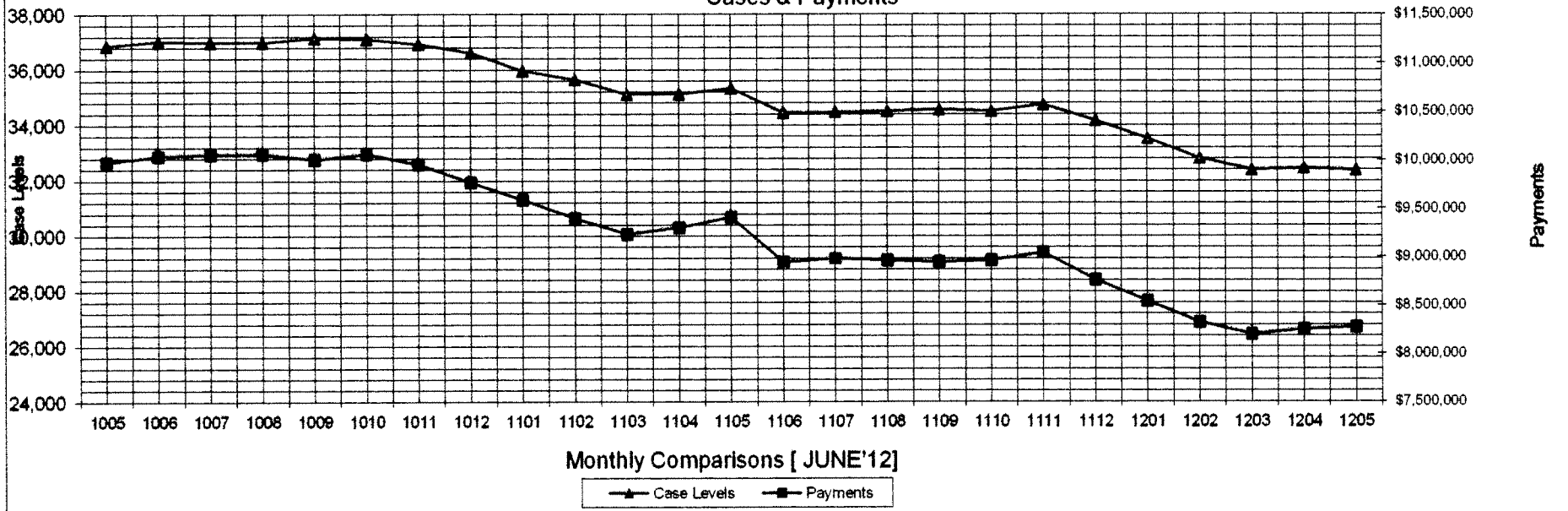
Auxiliary Grants Programs Cases & Payments



Adult Family Care
Cases vs Cost-Per-Case



TANF Cases & Payments



GENERAL RELIEF Payments

